



Fraction Concepts

Spring Progress Screening Packet

This screener measures end-of-year benchmarks for fraction concepts selected from 3rd, 4th, 5th and 6th grade content standards.

Table of Contents






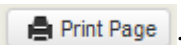
Preparation for Online Screening	3
A. Teacher Account Preparation for Online Screening	
B. Access to the Student Dashboard	
C. Sign Out to Resume a Student Screener	
D. Script Notes	
E. Materials Checklist for Online Screening	
Script for Online Screening	6 - 16
Work Paper Blackline Masters (Option 1: With no border).....	17, 18
Work Paper Blackline Masters (Option 2: Includes a border)	19, 20

Preparation for Online Screening


A. Teacher Account Preparation for Online Screening *(Video support is available.)*

1. **Verify** how your students will get to inqwizit.aisd.org. (**Internet Explorer is not recommended.**)
2. **Sign in** using your teacher username and password.

Username: _____ Password: _____


3. **Write** the name of the course to be screened in the empty box on page 8 of the script.
4. Click on the name of the course. *(Right side of screen, under **MY INACTIVE COURSES**)*
5. Please **verify** the student roster for this course (if prompted).
 - If the roster is **correct**, select 
 - If the roster is **not correct**, select . Then, ask your building administrator to add the student(s) to the course.
6. **Subscribe** the course to Delta Math.
 - Click Subscribe for the available Delta Math screening cycle. *(Right side of screen, Under **AVAILABLE PROGRAMS**)*
7. **Assign & View** a readiness screener to the course and make it **available** to students.
 - a. Click Assign & View for a grade level readiness screener.
 - b. Change the availability from  to .
8. **Print** the course list that includes each student username and password.
 - a. Click the  tab. *(Top of screen)*
 - b. Click on the name of the course. *(Right side of screen)*
 - c. Click .

Option: Create a Course PIN to help all students in the class to sign in using a common PIN.


- a. Click the  tab. *(Top of screen)*
- b. Click **Course PIN: Set PIN**
- c. Set the PIN for the class. *(This PIN will only be active for the date you choose.)*


Note: To add additional screeners, click on the class name from the Dashboard and repeat step 6.


B. Access to the Student Dashboard

- a. Click on the student's name to return to the dashboard.
- b. Choose the correct screener.
- c. Click  .

C. Sign Out and Resume a Student Screener

- a. Click  to end a screener that needs to be completed at a later time.

Note: Do not click  ...screeners cannot be resumed after they have been turned in.

- b. The next time a student signs in, click  and  .

Note: Each screener will resume on the question the student was on when he/she signed out.

D. Script Notes

1. Additional helpers could sign in each student prior to the group entering the computer lab using a Course PIN or each student's username and password.
2. Say what is in bold text and do what is in italicized text.
3. Include an appropriate pause at the end of each statement.
4. Provide the recommended wait time for each problem. To maintain a calm environment, if the recommended wait time elapses and a student is finishing up a problem, you may provide up to 15 extra seconds before asking the group to click to the next problem.
5. This screener may be completed in more than one session to avoid skewed data due to assessment fatigue.
 - a. To continue the screener at a later time, ask students to click "Sign Out", and then verify the choice by clicking "Sign Out" again.
 - b. As long as a student does not "Turn In" their screener, the screener can be "Resumed" at a later time.
6. Students will be directed to write and solve longer computational problems on work paper.

E. Materials Checklist for Online Screening

Student Usernames and Passwords (<i>Or, an active Course PIN</i>)	Yes <input type="checkbox"/>
Online Screening Script	Yes <input type="checkbox"/>
Timer to track recommended wait time	Yes <input type="checkbox"/>
Delta Math Work Paper (2 Sheets: Front and Back)	Yes <input type="checkbox"/>
Pencils	Yes <input type="checkbox"/>

Script for Online Screening

(Total Time: 55 minutes)

Verify that all students are online at <https://inqwizit.oaisd.org>

- Note: Skip steps 1-2 if students were signed in ahead of time using a Course PIN.

1. Click in each box to enter your username and password.

(Look for hands.)

2. Click SIGN IN. Raise your hand if you need help with your username or password.

(Look for hands.)

Look in the upper right part of your screen. If you see the word “Change” make sure you see our school district. If it is not our school district click on CHANGE and choose our school district.

On the right side of the screen click on the name of our course...



(Look for hands.)

Click START for the Spring Progress – Fraction Concepts screener, then stop and listen for directions.

This readiness screener will help me see what you understand so I can plan my teaching.

Do not move ahead of the whole group. After I read each question, you will be given time to complete it.

Once you move to the next question, please do not go back.

For multiple choice questions, if you don't see your answer, please do not choose one.

If you click SIGN OUT or TURN IN without being asked, click CANCEL to continue this screener.

Take a deep breath, relax and try your best!

Click BEGIN.

Question 1...scissors

If you don't see scissors, please raise your hand.

(Look for hands.)

Which fraction has a denominator of 3 and a numerator of 7?

(Wait 30 seconds.)

Click NEXT.

Question 2...present

If you don't see a present, please raise your hand.

(Look for hands.)

Each section of the square below is the same size.

What fractional part of the square appears to be shaded?

(Wait 30 seconds.)

Click NEXT.

Question 3...picnic basket

If you don't see a picnic basket, please raise your hand.

(Look for hands.)

Which diagram appears to show fractional parts of one-third?

(Wait 30 seconds.)

Click **NEXT**.

Question 4...wallet

(Look for hands.)

What is the name of each equal part between 0 and 1?

(Wait 20 seconds.)

Click **NEXT**.

Question 5...price tag

(Look for hands.)

What fraction is shown by point D?

(Wait 30 seconds.)

Click **NEXT**.

Question 6...pencil

(Look for hands.)

What fraction is shown by point R?

(Wait 30 seconds.)

Click **NEXT**.

Question 7...hand

(Look for hands.)

Which sign compares the two fractions?

(Wait 20 seconds.)

Click **NEXT**.

Question 8...soccer ball

(Look for hands.)

Which sign compares the two fractions?

(Wait 20 seconds.)

Click **NEXT**.

Question 9...stars

(Look for hands.)

Which sign compares the two fractions?

(Wait 20 seconds.)

Click **NEXT**.

Question 10...drum

(Look for hands.)

Which sign compares the two fractions?

(Wait 45 seconds.)

Click **NEXT**.

Question 11...house

(Look for hands.)

Which sign compares the two fractions?

(Wait 45 seconds.)

Click **NEXT**.

Question 12...butterfly

(Look for hands.)

Which sign compares the two fractions?

(Wait 45 seconds.)

Click **NEXT**.

Question 13...apple

(Look for hands.)

The mixed number four and one-third is equivalent to which expression?

(Wait 45 seconds.)

Click **NEXT**.

Question 14...key

(Look for hands.)

The mixed number three and five-sixths is equivalent to which expression?

(Wait 45 seconds.)

Click **NEXT**.

Question 15...bag

(Look for hands.)

The improper fraction thirteen-thirds is equivalent to which mixed number or fraction?

(Wait 45 seconds.)

Click **NEXT**.

Question 16...books

(Look for hands.)

On your paper, add two and four-fifths plus three and three-fifths.

Then, click your answer.

(Wait 1 minute.)

Click **NEXT**.

Question 17...fence

(Look for hands.)

On your paper, subtract four and five-sixths minus one and four-sixths.

Then, click your answer.

(Wait 1 minute.)

Click **NEXT**.

Question 18...earth

(Look for hands.)

On your paper, subtract four and one-seventh minus two and three-sevenths.

Then, click your answer.

(Wait 1 minute.)

Click **NEXT**.

Question 19...baseball

(Look for hands.)

The fraction one-fourth times three is equivalent to which expression?

(Wait 45 seconds.)

Click NEXT.

Question 20...crown

(Look for hands.)

On your paper, multiply five times one-third. Then, click your answer.

(Wait 45 seconds.)

Click NEXT.

Question 21...calculator

(Look for hands.)

On your paper, multiply three times five-sixths. Then, click your answer.

(Wait 45 seconds.)

Click NEXT.

Question 22...football

(Look for hands.)

On your paper, add four and two-thirds plus one and four-fifths.

Then, click your answer.

(Wait 1 minute.)

Click NEXT.

Question 23...sign

(Look for hands.)

On your paper, subtract eight minus three and five-sixths.

Then, click your answer.

(Wait 1 minute.)

Click NEXT.

Question 24...flower

(Look for hands.)

On your paper, subtract eight and one-half minus two and three-fifths.

Then, click your answer.

(Wait 1 minute.)

Click NEXT.

Question 25...basketball

(Look for hands.)

On your paper, multiply one-fourth times three-eighths.

Then, click your answer.

(Wait 45 seconds.)

Click NEXT.

Question 26...pen

(Look for hands.)

On your paper, multiply six-sevenths times five-sixths.

Then, click your answer.

(Wait 45 seconds.)

Click NEXT.

Question 27...tree

(Look for hands.)

On your paper, multiply three-fourths times two-sevenths. Then, click your answer.

(Wait 45 seconds.)

Click NEXT.

Question 28...runner

(Look for hands.)

On your paper, divide one-sixth by two. Then, click your answer.

(Wait 45 seconds.)

Click NEXT.

Question 29...truck

(Look for hands.)

On your paper, divide one-third by nine. Then, click your answer.

(Wait 45 seconds.)

Click NEXT.

Question 30...lightbulb

(Look for hands.)

On your paper, divide one-eighth by two. Then, click your answer.

(Wait 45 seconds.)

Click NEXT.

Question 31...scissors

(Look for hands.)

On your paper, divide eight by one-fourth. Then, click your answer.

(Wait 45 seconds.)

Click NEXT.

Question 32...present

(Look for hands.)

On your paper, divide six by one-half. Then, click your answer.

(Wait 45 seconds.)

Click NEXT.

Question 33...basket

(Look for hands.)

On your paper, divide nine by one-third. Then, click your answer.

(Wait 45 seconds.)

Click NEXT.

Question 34...wallet

(Look for hands.)

On your paper, multiply three-fifths times seven-ninths and simplify your answer if possible. Then, click your answer.

(Wait 45 seconds.)

Click NEXT.

Question 35...price tag

(Look for hands.)

On your paper, divide four-fifths by three-fourths and simplify your answer if possible. Then, click your answer.

(Wait 45 seconds.)

Click **NEXT**.

Question 36...pencil

(Look for hands.)

On your paper, divide six-sevenths by two-thirds and simplify your answer if possible. Then, click your answer.

(Wait 45 seconds.)

Click TURN IN, then click TURN IN again to save your answers.


This math screener is now finished, thank you for trying your best!

Please click SIGN OUT to end this session.



Work Paper


Name: _____





Work Paper

Name: _____





Work Paper

Name: _____



Work Paper

Name: _____
