



**2<sup>nd</sup> Grade Tier 3  
Fall Screening Packet**

*This screener measures end-of-year benchmarks selected from kindergarten content standards.*

# **Table of Contents**

---

Preparation for Online Screening ..... 3

- A. Teacher Account Preparation for Online Screening
- B. Access to the Student Dashboard
- C. Sign Out to Resume a Student Screener
- D. Script Notes
- E. Materials Checklist for Online Screening

Script for Online Screening ..... 6 - 12

# Preparation for Online Screening

## A. Teacher Account Preparation for Online Screening *(Video support is available.)*

1. **Verify** how your students will get to [inqwizit.oaisd.org](http://inqwizit.oaisd.org). (*Internet Explorer is not recommended.*)


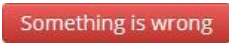
2. **Sign in** using your teacher username and password.

Username: \_\_\_\_\_ Password: \_\_\_\_\_

3. **Write** the name of the course to be screened in the empty box on page 8 of the script.

4. Click on the name of the course. *(Right side of screen, under **MY INACTIVE COURSES**)*



5. Please **verify** the student roster for this course (if prompted).

- If the roster is **correct**, select 
- If the roster is **not correct**, select . Then, ask your building administrator to add the student(s) to the course.

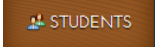
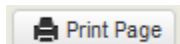
6. **Subscribe** the course to Delta Math.

- Click Subscribe for the available Delta Math screening cycle. *(Right side of screen, Under **AVAILABLE PROGRAMS**)*


7. **Assign & View** a readiness screener to the course and make it **available** to students.

- Click Assign & View for a grade level readiness screener.
- Change the availability from  to .

8. **Print** the course list that includes each student username and password.


- Click the  tab. *(Top of screen)*
- Click on the name of the course. *(Right side of screen)*
- Click .

**Option:** Create a Course PIN to help all students in the class to sign in using a common PIN.


- Click the  tab. *(Top of screen)*
- Click **Course PIN: Set PIN**
- Set the PIN for the class. *(This PIN will only be active for the date you choose.)*


**Note:** To add additional screeners, click on the class name from the Dashboard and repeat step 6.

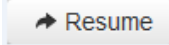

## B. Access to the Student Dashboard

- a. Click on the student's name to return to the dashboard.
- b. Choose the correct screener.
- c. Click  .

## C. Sign Out and Resume a Student Screener

- a. Click  to end a screener that needs to be completed at a later time.

Note: Do not click  ...screeners cannot be resumed after they have been turned in.

- b. The next time a student signs in, click  and  .

Note: Each screener will resume on the question the student was on when he/she signed out.

## D. Script Notes

1. Additional helpers could sign in each student prior to the group entering the computer lab using a Course PIN or each student's username and password.
2. Say what is in bold text and do what is in italicized text.
3. Include an appropriate pause at the end of each statement.
4. Provide the recommended wait time for each problem. To maintain a calm environment, if the recommended wait time elapses and a student is finishing up a problem, you may provide up to 15 extra seconds before asking the group to click to the next problem.
5. Proficiency with the math facts is measured online and the benchmark for demonstrating proficiency is 10 or more correct in 1 minute 30 seconds.

## E. Materials Checklist for Online Screening

Student Usernames and Passwords ( <i>Or, an active Course PIN</i> )	Yes <input type="checkbox"/>
Online Screening Script	Yes <input type="checkbox"/>
Timer to track recommended wait time	Yes <input type="checkbox"/>

# Script for Online Screening

(Total Time: 20 minutes)

Verify that all students are online at <https://inqwizit.oaisd.org>

- Note: Skip steps 1-2 if students were signed in ahead of time using a Course PIN.

**1. Click in each box to enter your username and password.**

(Look for hands.)

**2. Click SIGN IN. Raise your hand if you need help with your username or password.**

(Look for hands.)

**Look in the upper right part of your screen. If you see the word “Change” make sure you see our school district. If it is not our school district click on CHANGE and choose our school district.**

**On the right side of the screen click on the name of our course...**



(Look for hands.)

**Click START for the Fall – Grade 2 Tier 3 screener, then stop and listen for directions.**

**This readiness screener will help me see what you understand so I can plan my teaching.**

**Do not move ahead of the whole group. After I read each question, you will be given time to complete it.**

**Once you move to the next question, please do not go back.**

**For multiple choice questions, if you don't see your answer, please do not choose one.**

**If you click SIGN OUT or TURN IN without being asked, click CANCEL to continue this screener.**

**Take a deep breath, relax and try your best!**

**Click BEGIN.**

**Question 1...scissors**

**If you don't see scissors, please raise your hand.**

*(Look for hands.)*

**Count the dots, but please don't say it out loud.**

*(Wait 20 seconds.)*

**Which answer choice is shown by the number of dots?**

*(Wait 10 seconds.)*

**Click NEXT to go to question 2.**

**Question 2...present**

**If you don't see a present, please raise your hand.**

*(Look for hands.)*

**Count the dots.**

*(Wait 20 seconds.)*

**Which answer choice is shown by the number of dots?**

*(Wait 10 seconds.)*

Click **NEXT** to go to question 3.

**Question 3...picnic basket**

**If you don't see a picnic basket, please raise your hand.**

*(Look for hands.)*

**Count the dots.**

*(Wait 20 seconds.)*

**Which answer choice is shown by the number of dots?**

*(Wait 10 seconds.)*

Click **NEXT**.

**Question 4...wallet**

*(Look for hands.)*

**Which answer choice is greater?**

*(Wait 20 seconds.)*

Click **NEXT**.

**Question 5...price tag**

*(Look for hands.)*

**Which answer choice is greater?**

*(Wait 20 seconds.)*

Click **NEXT**.

**Question 6...pencil**

*(Look for hands.)*

**Which answer choice is less?**

*(Wait 20 seconds.)*



Click **NEXT**.

**Question 7...hand**

*(Look for hands.)*

**Look at the dots.**

**Which answer choice is shown by the group of ten ones and some more?**

**Please do not guess.**

*(Wait 20 seconds.)*

Click **NEXT**.

**Question 8...soccer ball**

*(Look for hands.)*

**Look at the dots.**

**Which answer choice is shown by the group of ten ones and some more?**

*(Wait 20 seconds.)*

Click **NEXT**.

**Question 9...stars**

*(Look for hands.)*

**Look at the dots.**

**Which answer choice is shown by the group of ten ones and some more?**

*(Wait 20 seconds.)*

Click **NEXT**.

**Question 10...drum**

*(Look for hands.)*

**Four plus what number equals ten?**

*(Wait 20 seconds.)*

**Which answer choice is correct?**

*(Wait 10 seconds.)*

Click **NEXT**.

**Question 11... house**

*(Look for hands.)*

**Three plus what number equals ten?**

*(Wait 20 seconds.)*

**Which answer choice is correct?**

*(Wait 10 seconds.)*

Click **NEXT**.

**Question 12...butterfly**

*(Look for hands.)*

**Eight plus what number equals ten?**

*(Wait 20 seconds.)*

**Which answer choice is correct?**

*(Wait 10 seconds.)*

Click NEXT.

### Question 13...apple

**Do not click on anything until I ask you to.**

**On the next screen you will see some addition problems.**

**Type your answer in each box.**

**You will have 1 minute and 30 seconds to answer as many problems as possible.**

**Then, wait for directions before clicking next.**

**Please click on “START QUESTION”.**

*(Wait 1 minute 30 seconds.)*

Click NEXT.

### Question 14...key

**Do not click on anything until I ask you to.**

**On the next screen you will see some subtraction problems.**

**Type your answer in each box.**

**You will have 1 minute and 30 seconds to answer as many problems as possible.**

**Then, wait for directions before clicking next.**

**Please click on “START QUESTION”.**

*(Wait 1 minute 30 seconds.)*

**Click TURN IN, then click TURN IN again to save your answers.**

**This math screener is now finished, thank you for trying your best!**

**Please click SIGN OUT to end this session.**