



1st Grade Fall Guided Review

Readiness Standard 2 - K.CC.7

Name _____ Date _____

Learning Target: I will compare numbers to 10.

1.

Which number is **greater**?

☐ 2 ☐ 7

2.

Which number is **greater**?

☐ 9 ☐ 4

3.

Which number is **less**?

☐ 5 ☐ 7



Quick Check - Form A

1st Grade - Readiness Standard 2 - K.CC.7

Name _____ Date _____

Learning Target: I will compare numbers to 10.

Directions: Choose the number that is **greater**? (Work time: 1 minute)

1. <input type="radio"/> 2 <input type="radio"/> 5
2. <input type="radio"/> 7 <input type="radio"/> 4
3. <input type="radio"/> 8 <input type="radio"/> 3

Directions: Choose the number that is **less**? (Work time: 1 minute)

4. <input type="radio"/> 4 <input type="radio"/> 9
5. <input type="radio"/> 8 <input type="radio"/> 7
6. <input type="radio"/> 3 <input type="radio"/> 2



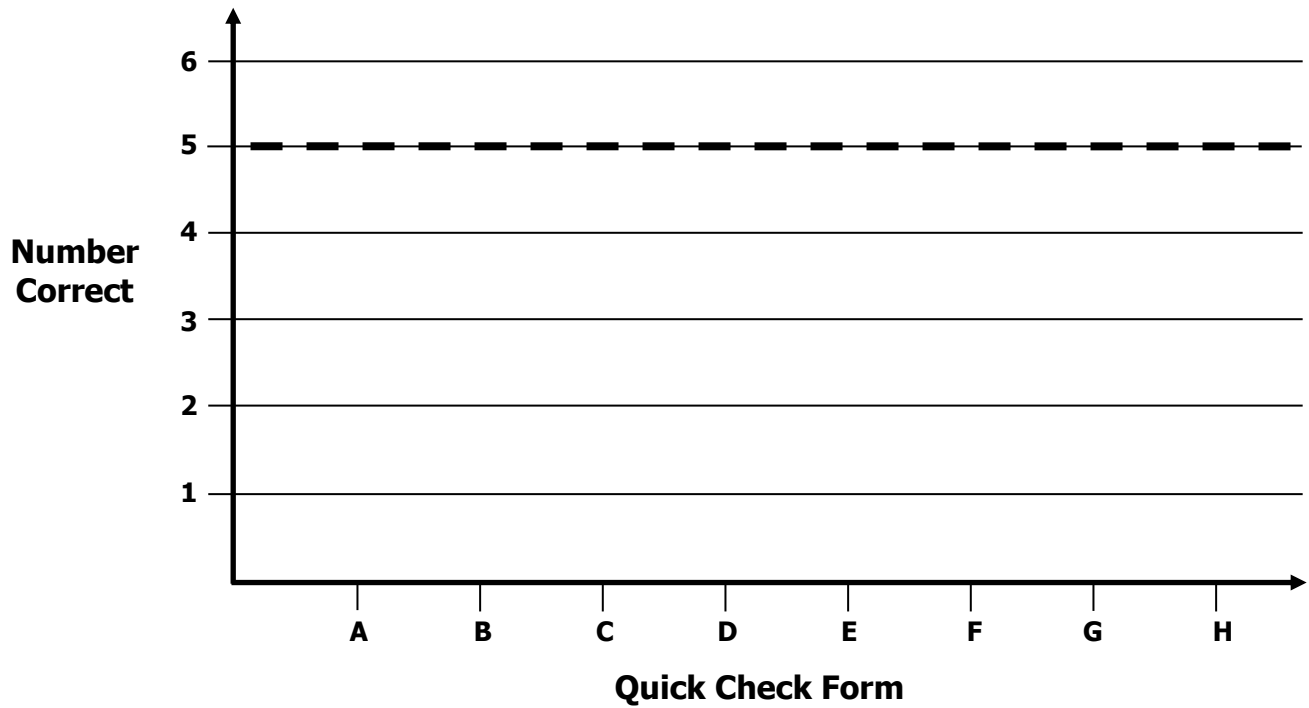
Growth Chart

1st Grade - Readiness Standard 2 - K.CC.7

Name _____ Date _____

Learning Target: I will compare numbers to 10.

Goal: 5 out of 6 correct



Intervention	Date	Score
Session 1:		
Session 2:		
Session 3:		
Session 4:		
Session 5:		
Session 6:		
Session 7:		
Session 8:		



Session 2: Guided Practice (We do)

1st Grade - Readiness Standard 2 - K.CC.7

Learning Target: I will compare numbers to 10.

Materials:

- 1 set of number-cards (1- 10) per student
- 1 ten-frame mat per student
- 20 counters per student

We Do Together: (Teacher Actions)

- Build each number with counters on a 10-frame.
- Explain how you know you are correct.

1. Circle the greater number. 5 2	2. Circle the lesser number. 7 3
--	---

You Do Together: (As a class, or in small groups)

- Students take turns leading to compare numbers up to 10.

3. Circle the greater number. 4 6	4. Circle the lesser number. 8 7
5. Circle the lesser number. 10 8	6. Circle the greater number. 5 7



Quick Check - Form B

1st Grade - Readiness Standard 2 - K.CC.7

Name _____ Date _____

Learning Target: I will compare numbers to 10.

Directions: Choose the number that is **greater**? (Work time: 1 minute)

1. <input type="radio"/> 6 <input type="radio"/> 4
2. <input type="radio"/> 2 <input type="radio"/> 7
3. <input type="radio"/> 5 <input type="radio"/> 3

Directions: Choose the number that is **less**? (Work time: 1 minute)

4. <input type="radio"/> 9 <input type="radio"/> 6
5. <input type="radio"/> 5 <input type="radio"/> 2
6. <input type="radio"/> 3 <input type="radio"/> 8

Learning Target: I will compare numbers to 10.

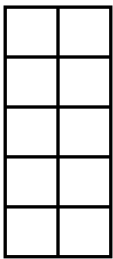
1st Grade - Readiness Standard 2 - K.CC.7

Session 3: Guided Practice (We Do)

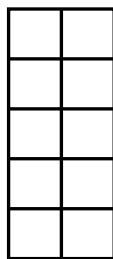
We Do Together: (Teacher Actions)

- Draw each number on a 10-frame.
- Explain how you know you are correct.

1. Circle the **greater number.**

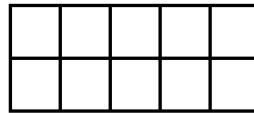


7

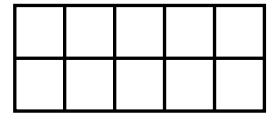


6

2. Circle the **lesser number.**



5

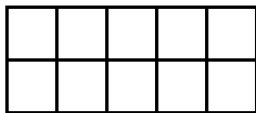


9

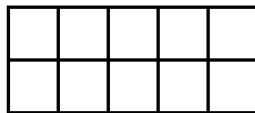
You Do Together: (As a class, or in small groups)

- Students take turns leading to compare two more sets of numbers.

3. Circle the **lesser number.**




8

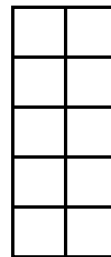


10

4. Circle the **greater number.**



9



7



Quick Check - Form C

1st Grade - Readiness Standard 2 - K.CC.7

Name _____ Date _____

Learning Target: I will compare numbers to 10.

Directions: Choose the number that is **greater**? (Work time: 1 minute)

1. <input type="radio"/> 9 <input type="radio"/> 6
2. <input type="radio"/> 5 <input type="radio"/> 2
3. <input type="radio"/> 3 <input type="radio"/> 8

Directions: Choose the number that is **less**? (Work time: 1 minute)

4. <input type="radio"/> 1 <input type="radio"/> 4
5. <input type="radio"/> 2 <input type="radio"/> 7
6. <input type="radio"/> 5 <input type="radio"/> 3



Name _____ Date _____

Learning Target: I will compare numbers to 10

Readiness for: Comparing numbers to 99

Session 4: Guided Practice (We Do)

We Do Together: (Teacher Actions)

- Visualize each number in your head before circling your answer.
- Show or explain how you know you are correct.

1. Circle the <i>greater</i> number. 2 5	2. Circle the <i>lesser</i> number. 7 4
--	---

You Do Together: (As a class, or in small groups)

- Students take turns leading to compare numbers up to 10.

3. Circle the <i>greater</i> number. 6 4	4. Circle the <i>lesser</i> number. 8 7
5. Circle the <i>lesser</i> number. 8 10	6. Circle the <i>greater</i> number. 9 6



Quick Check - Form D

1st Grade - Readiness Standard 2 - K.CC.7

Name _____ Date _____

Learning Target: I will compare numbers to 10.

Directions: Choose the number that is **greater**? (Work time: 1 minute)

1. <input type="radio"/> 4 <input type="radio"/> 9
2. <input type="radio"/> 8 <input type="radio"/> 7
3. <input type="radio"/> 2 <input type="radio"/> 5

Directions: Choose the number that is **less**? (Work time: 1 minute)

4. <input type="radio"/> 3 <input type="radio"/> 5
5. <input type="radio"/> 7 <input type="radio"/> 4
6. <input type="radio"/> 9 <input type="radio"/> 6

Learning Target: I will compare numbers to 10.

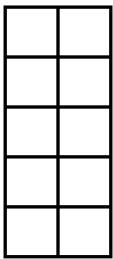
1st Grade - Readiness Standard 2 - K.CC.7

Session 5: Guided Practice (We Do)

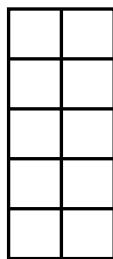
We Do Together: (Teacher Actions)

- Draw each number on a 10-frame.
- Explain how you know you are correct.

1. Circle the **greater number.**

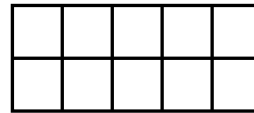


7

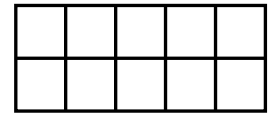


8

2. Circle the **lesser number.**



5

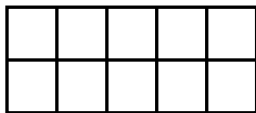


7

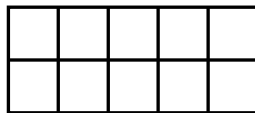
You Do Together: (As a class, or in small groups)

- Students take turns leading to compare two more sets of numbers.

3. Circle the **lesser number.**




10




9

4. Circle the **greater number.**



6



7



Quick Check - Form E

1st Grade - Readiness Standard 2 - K.CC.7

Name _____ Date _____

Learning Target: I will compare numbers to 10.

Directions: Choose the number that is **greater**? (Work time: 1 minute)

1. <input type="radio"/> 2 <input type="radio"/> 5
2. <input type="radio"/> 7 <input type="radio"/> 4
3. <input type="radio"/> 8 <input type="radio"/> 3

Directions: Choose the number that is **less**? (Work time: 1 minute)

4. <input type="radio"/> 4 <input type="radio"/> 9
5. <input type="radio"/> 8 <input type="radio"/> 7
6. <input type="radio"/> 3 <input type="radio"/> 2

Learning Target: I will compare numbers to 10.

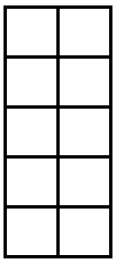
1st Grade - Readiness Standard 2 - K.CC.7

Session 6: Guided Practice (We Do)

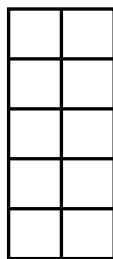
We Do Together: (Teacher Actions)

- Draw each number on a 10-frame.
- Explain how you know you are correct.

1. Circle the **greater number.**

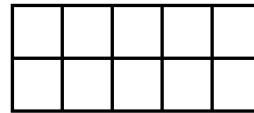


7

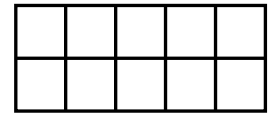


6

2. Circle the **lesser number.**



5

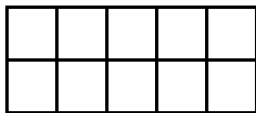


9

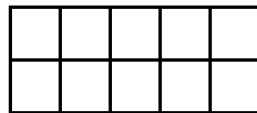
You Do Together: (As a class, or in small groups)

- Students take turns leading to compare two more sets of numbers.

3. Circle the **lesser number.**




8




10

4. Circle the **greater number.**



9



7



Quick Check - Form F

1st Grade - Readiness Standard 2 - K.CC.7

Name _____ Date _____

Learning Target: I will compare numbers to 10.

Directions: Choose the number that is **greater**? (Work time: 1 minute)

1. <input type="radio"/> 6 <input type="radio"/> 4
2. <input type="radio"/> 2 <input type="radio"/> 7
3. <input type="radio"/> 5 <input type="radio"/> 3

Directions: Choose the number that is **less**? (Work time: 1 minute)

4. <input type="radio"/> 9 <input type="radio"/> 6
5. <input type="radio"/> 5 <input type="radio"/> 2
6. <input type="radio"/> 3 <input type="radio"/> 8



Name _____ Date _____

Learning Target: I will compare numbers to 10

Readiness for: Comparing numbers to 99

Session 7: Guided Practice (We Do)

We Do Together: (Teacher Actions)

- Visualize each number in your head before circling your answer.
- Show or explain how you know you are correct.

1. Circle the greater number. 2 7	2. Circle the lesser number. 7 9
--	---

You Do Together: (As a class, or in small groups)

- Students take turns leading to compare numbers up to 10.

3. Circle the greater number. 6 5	4. Circle the lesser number. 8 6
5. Circle the lesser number. 7 10	6. Circle the greater number. 9 8



Quick Check - Form G

1st Grade - Readiness Standard 2 - K.CC.7

Name _____ Date _____

Learning Target: I will compare numbers to 10.

Directions: Choose the number that is **greater**? (Work time: 1 minute)

1. <input type="radio"/> 9 <input type="radio"/> 6
2. <input type="radio"/> 5 <input type="radio"/> 2
3. <input type="radio"/> 3 <input type="radio"/> 8

Directions: Choose the number that is **less**? (Work time: 1 minute)

4. <input type="radio"/> 1 <input type="radio"/> 4
5. <input type="radio"/> 2 <input type="radio"/> 7
6. <input type="radio"/> 5 <input type="radio"/> 3



Name _____ Date _____

Learning Target: I will compare numbers to 10

Readiness for: Comparing numbers to 99

Session 8: Guided Practice (We Do)

We Do Together: (Teacher Actions)

- Visualize each number in your head before circling your answer.
- Show or explain how you know you are correct.

1. Circle the <i>greater</i> number. 2 5	2. Circle the <i>lesser</i> number. 7 4
--	---

You Do Together: (As a class, or in small groups)

- Students take turns leading to compare numbers up to 10.

3. Circle the <i>greater</i> number. 6 4	4. Circle the <i>lesser</i> number. 8 7
5. Circle the <i>lesser</i> number. 8 10	6. Circle the <i>greater</i> number. 9 6



Quick Check - Form H

1st Grade - Readiness Standard 2 - K.CC.7

Name _____ Date _____

Learning Target: I will compare numbers to 10.

Directions: Choose the number that is **greater**? (Work time: 1 minute)

1. <input type="radio"/> 4 <input type="radio"/> 9
2. <input type="radio"/> 8 <input type="radio"/> 7
3. <input type="radio"/> 2 <input type="radio"/> 5

Directions: Choose the number that is **less**? (Work time: 1 minute)

4. <input type="radio"/> 3 <input type="radio"/> 5
5. <input type="radio"/> 7 <input type="radio"/> 4
6. <input type="radio"/> 9 <input type="radio"/> 6