

Name _____ Date _____

Learning Target: I will identify fractions and their parts.

1.

Which fraction has a denominator of 6 and a numerator of 4?

$\frac{4}{10}$

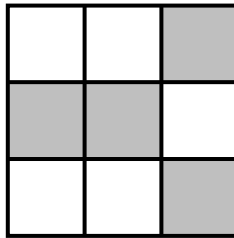
$\frac{6}{10}$

$\frac{6}{4}$

$\frac{4}{6}$

2.

Each section of the square below is the same size.
What fractional part of the square appears to be shaded?



$\frac{4}{9}$

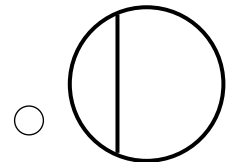
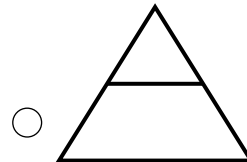
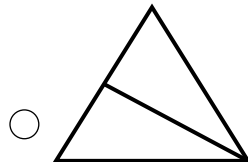
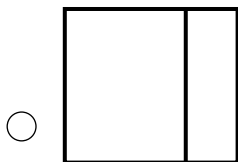
$\frac{5}{9}$

$\frac{4}{5}$

$\frac{5}{4}$

3.

Which diagram appears to show fractional parts of $\frac{1}{2}$?





Quick Check - Form A

4th Grade - Readiness Standard 5 - 3.NF.1

Name _____ Date _____

Learning Target: I will identify fractions and their parts.

Directions: Choose the answer to each question. (Work time: 4 minutes)

1.

Which fraction has a numerator of 5 and a denominator of 7?

$\frac{5}{2}$

$\frac{2}{5}$

$\frac{5}{7}$

$\frac{7}{5}$

2.

Which fraction has a denominator of 7 and a numerator of 3?

$\frac{3}{8}$

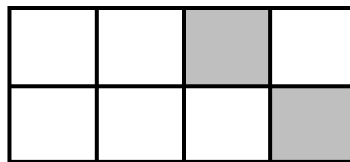
$\frac{7}{3}$

$\frac{2}{7}$

$\frac{3}{7}$

3.

Each section of the rectangle below is the same size.
What fractional part of the rectangle appears to be shaded?



$\frac{2}{6}$

$\frac{6}{2}$

$\frac{6}{8}$

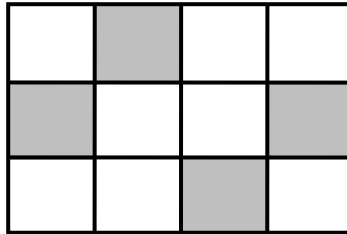
$\frac{2}{8}$

Quick Check - Form A

4th Grade - Readiness Standard 5 - 3.NF.1

4.

Each section of the rectangle below is the same size.
What fractional part of the rectangle appears to be shaded?



$\frac{4}{8}$

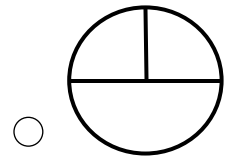
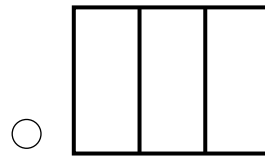
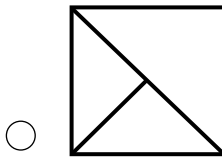
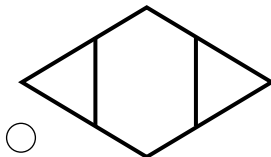
$\frac{4}{12}$

$\frac{12}{4}$

$\frac{8}{4}$

5.

Which diagram appears to show fractional parts of $\frac{1}{3}$?





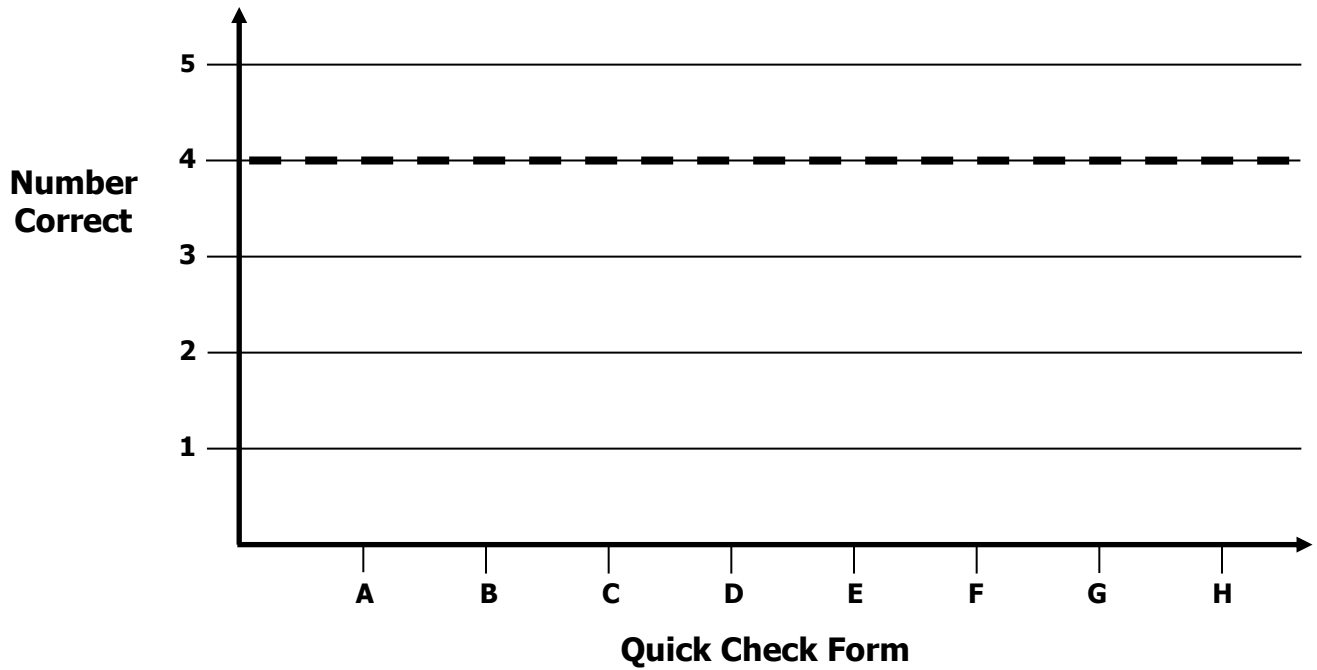
Growth Chart

4th Grade - Readiness Standard 5 - 3.NF.1

Name _____ Date _____

Learning Target: I will identify fractions and their parts.

Goal: 4 out of 5 correct



Intervention	Date	Score
Session 1:		
Session 2:		
Session 3:		
Session 4:		
Session 5:		
Session 6:		
Session 7:		
Session 8:		



Name _____ Date _____

Learning Target: I will identify fractions and their parts

4th Grade - Readiness Standard 5 - 3.NF.1

Session 2: Guided Practice (We Do)

Materials:

- Rectangular sheets of paper (12 per student)

We Do Together: (Teacher Actions)

- Show fractional parts for each sharing situation by folding two different rectangles.
- Label the fractional parts on each rectangle and write an addition equation to show the unit fractions add to equal one whole.
- Show non fractional parts by folding one rectangle into unequal parts.

1. 2 students	2. 3 students
----------------------	----------------------

You Do Together: (As a class, or in small groups)

- Students take turns leading to create 2 examples and 1 non-example for each sharing situation.

3. 8 students	4. 6 students
----------------------	----------------------



Quick Check - Form B

4th Grade - Readiness Standard 5 - 3.NF.1

Name _____ Date _____

Learning Target: I will identify fractions and their parts.

Directions: Choose the answer to each question. (Work time: 4 minutes)

1.

Which fraction has a numerator of 2 and a denominator of 4?

- $\frac{4}{2}$ $\frac{2}{4}$ $\frac{1}{2}$ $\frac{2}{1}$

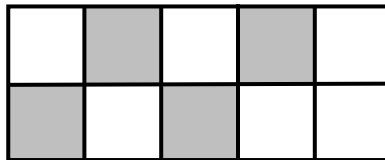
2.

Which fraction has a denominator of 12 and a numerator of 7?

- $\frac{5}{12}$ $\frac{7}{12}$ $\frac{12}{7}$ $\frac{7}{19}$

3.

Each section of the rectangle below is the same size.
What fractional part of the rectangle appears to be shaded?



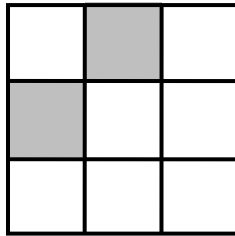
- $\frac{4}{6}$ $\frac{4}{10}$ $\frac{6}{4}$ $\frac{6}{10}$

Quick Check - Form B

4th Grade - Readiness Standard 5 - 3.NF.1

4.

Each section of the square below is the same size.
What fractional part of the square appears to be shaded?



$\frac{2}{9}$

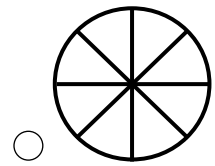
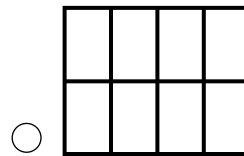
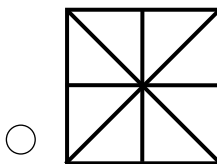
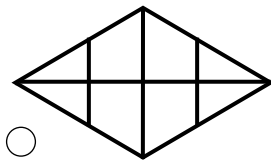
$\frac{7}{2}$

$\frac{7}{9}$

$\frac{2}{7}$

5.

Which diagram does not appear to show fractional parts of $\frac{1}{8}$?




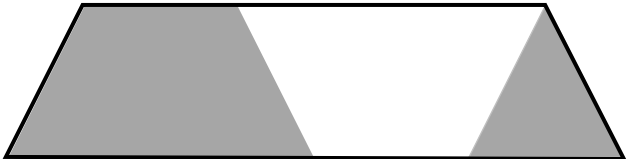


Learning Target: I will identify fractions and their parts

4th Grade - Readiness Standard 5 - 3.NF.1

Session 3: Guided Practice (We Do)

We Do Together: (Teacher Actions)

- Separate each whole into unit fractions.
- Add to find the fractional part of the whole that appears to be shaded.

<p>1.</p> 	<p>2.</p> 
<p>3.</p> 	<p>4.</p> 

5. a. What fractional part of problem 4 appears to be shaded? _____
- b. What does the numerator represent in the answer to problem 4? _____
- c. What does the denominator represent in the answer to problem 4? _____





Learning Target: I will identify fractions and their parts

4th Grade - Readiness Standard 5 - 3.NF.1

Session 3: Guided Practice (We Do - Continued)

You Do Together: (As a class, or in small groups)

- Separate each whole into unit fractions. Then, add to find the fractional part of the whole that appears to be shaded.

<p>6.</p> 	<p>7.</p> 
<p>8.</p> 	<p>9.</p> 

- 10. a.** What fractional part of problem 9 appears to be shaded? _____
- b.** What does the numerator represent in the answer to problem 9? _____
- c.** What does the denominator represent in the answer to problem 9? _____



Quick Check - Form C

4th Grade - Readiness Standard 5 - 3.NF.1

Name _____ Date _____

Learning Target: I will identify fractions and their parts.

Directions: Choose the answer to each question. (Work time: 4 minutes)

1.

Which fraction has a denominator of 6 and a numerator of 4?

$\frac{4}{6}$

$\frac{6}{4}$

$\frac{2}{6}$

$\frac{4}{2}$

2.

Which fraction has a numerator of 3 and a denominator of 8?

$\frac{8}{3}$

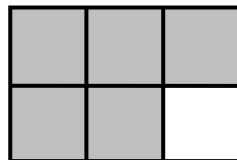
$\frac{5}{8}$

$\frac{3}{11}$

$\frac{3}{8}$

3.

Each section of the rectangle below is the same size.
What fractional part of the rectangle appears to be shaded?



$\frac{1}{5}$

$\frac{1}{6}$

$\frac{5}{6}$

$\frac{6}{5}$

Quick Check - Form C

4th Grade - Readiness Standard 5 - 3.NF.1

4.

Each section of the rectangle below is the same size.
What fractional part of the rectangle appears to be shaded?



$\frac{3}{8}$

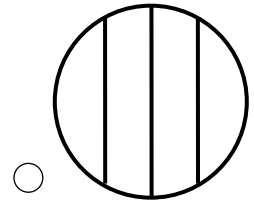
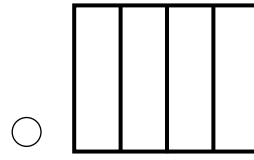
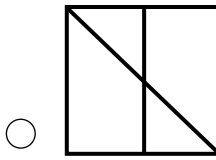
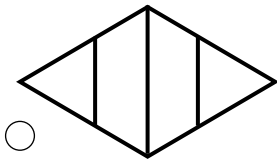
$\frac{3}{5}$

$\frac{5}{3}$

$\frac{8}{3}$

5.

Which diagram appears to show fractional parts of $\frac{1}{4}$?






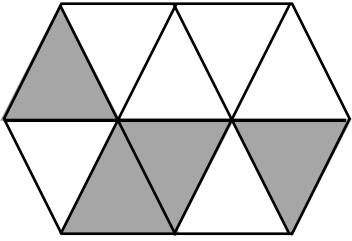
Learning Target: I will identify fractions and their parts

4th Grade - Readiness Standard 5 - 3.NF.1

Session 4: Guided Practice (We Do)

We Do Together: (Teacher Actions)

- What fractional part of each whole appears to be shaded?
- If the diagram does not appear to show fractional parts, write "Not Fractional".

<p>1.</p> 	<p>2.</p> 
<p>3.</p> 	<p>4.</p> 

5. a. What fractional part of problem 3 appears to be shaded? _____
- b. What does the numerator represent in the answer to problem 3? _____
- c. What does the denominator represent in the answer to problem 3? _____


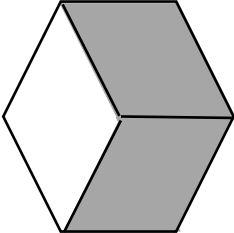

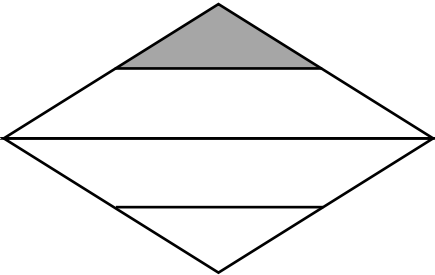
Learning Target: I will identify fractions and their parts

4th Grade - Readiness Standard 5 - 3.NF.1

Session 4: Guided Practice (We Do - Continued)

You Do Together: (As a class, or in small groups)

- Students take turns leading to find the shaded fractional part of each whole.

<p>6.</p> 	<p>7.</p> 
<p>8.</p> 	<p>9.</p> 

- 10. a.** What fractional part of problem 7 appears to be shaded? _____
- b.** What does the numerator represent in the answer to problem 7? _____
- c.** What does the denominator represent in the answer to problem 7? _____



Quick Check - Form D

4th Grade - Readiness Standard 5 - 3.NF.1

Name _____ Date _____

Learning Target: I will identify fractions and their parts.

Directions: Choose the answer to each question. (Work time: 4 minutes)

1.

Which fraction has a denominator of 5 and a numerator of 2?

$\frac{5}{2}$

$\frac{2}{5}$

$\frac{5}{7}$

$\frac{7}{5}$

2.

Which fraction has a denominator of 3 and a numerator of 6?

$\frac{6}{3}$


$\frac{9}{3}$

$\frac{3}{9}$

$\frac{3}{6}$

3.

Each section of the rectangle below is the same size.
What fractional part of the rectangle appears to be shaded?



$\frac{3}{7}$

$\frac{7}{3}$

$\frac{10}{3}$


$\frac{3}{10}$

Quick Check - Form D

4th Grade - Readiness Standard 5 - 3.NF.1

4.

Each section of the square below is the same size.
What fractional part of the square appears to be shaded?



$\frac{4}{9}$

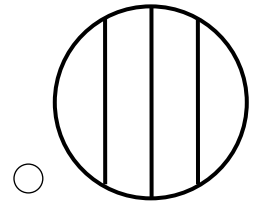
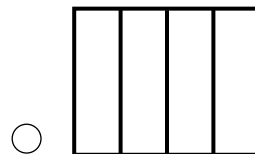
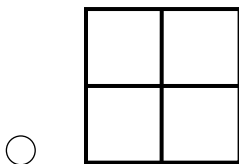
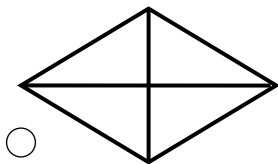
$\frac{4}{5}$

$\frac{9}{4}$

$\frac{5}{4}$

5.

Which diagram does not appear to show fractional parts of $\frac{1}{4}$?







Learning Target: I will identify fractions and their parts

4th Grade - Readiness Standard 5 - 3.NF.1

Session 5: Guided Practice (We Do)

We Do Together: (Teacher Actions)

- Separate each whole into unit fractions.
- Add to find the fractional part of the whole that appears to be shaded.

<p>1.</p> 	<p>2.</p> 
<p>3.</p> 	<p>4.</p> 

5. a. What fractional part of problem 4 appears to be shaded? _____
- b. What does the numerator represent in the answer to problem 4? _____
- c. What does the denominator represent in the answer to problem 4? _____




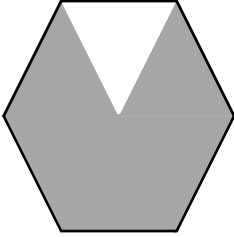
Learning Target: I will identify fractions and their parts

4th Grade - Readiness Standard 5 - 3.NF.1

Session 5: Guided Practice (We Do - Continued)

You Do Together: (As a class, or in small groups)

- Separate each whole into unit fractions. Then, add to find the fractional part of the whole that appears to be shaded.

<p>6.</p> 	<p>7.</p> 
<p>8.</p> 	<p>9.</p> 

- 10. a.** What fractional part of problem 9 appears to be shaded? _____
- b.** What does the numerator represent in the answer to problem 9? _____
- c.** What does the denominator represent in the answer to problem 9? _____



Quick Check - Form E

4th Grade - Readiness Standard 5 - 3.NF.1

Name _____ Date _____

Learning Target: I will identify fractions and their parts.

Directions: Choose the answer to each question. (Work time: 4 minutes)

1.

Which fraction has a numerator of 5 and a denominator of 7?

$\frac{5}{2}$

$\frac{2}{5}$

$\frac{5}{7}$

$\frac{7}{5}$

2.

Which fraction has a denominator of 7 and a numerator of 3?

$\frac{3}{8}$

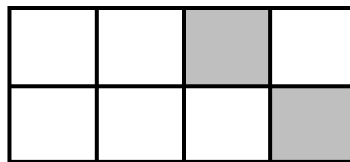
$\frac{7}{3}$

$\frac{2}{7}$

$\frac{3}{7}$

3.

Each section of the rectangle below is the same size.
What fractional part of the rectangle appears to be shaded?



$\frac{2}{6}$

$\frac{6}{2}$

$\frac{6}{8}$

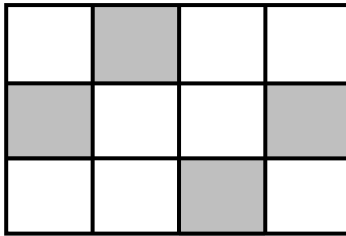
$\frac{2}{8}$

Quick Check - Form E

4th Grade - Readiness Standard 5 - 3.NF.1

4.

Each section of the rectangle below is the same size.
What fractional part of the rectangle appears to be shaded?



$\frac{4}{8}$

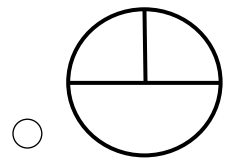
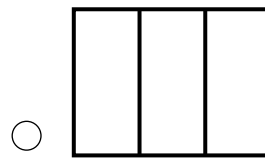
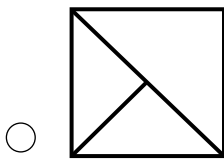
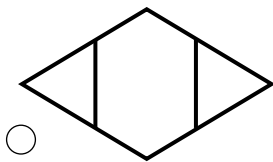
$\frac{4}{12}$

$\frac{12}{4}$

$\frac{8}{4}$

5.

Which diagram appears to show fractional parts of $\frac{1}{3}$?







Learning Target: I will identify fractions and their parts

4th Grade - Readiness Standard 5 - 3.NF.1

Session 6: Guided Practice (We Do)

We Do Together: (Teacher Actions)

- Separate each whole into unit fractions.
- Add to find the fractional part of the whole that appears to be shaded.

<p>1.</p> 	<p>2.</p> 
<p>3.</p> 	<p>4.</p> 

5. a. What fractional part of problem 1 appears to be shaded? _____
- b. What does the numerator represent in the answer to problem 1? _____
- c. What does the denominator represent in the answer to problem 1? _____


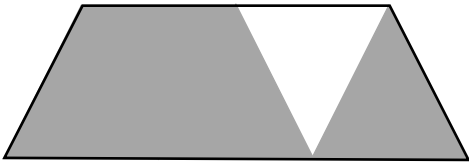

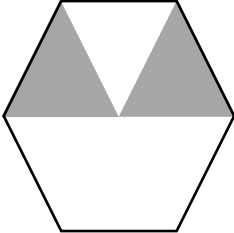
Learning Target: I will identify fractions and their parts

4th Grade - Readiness Standard 5 - 3.NF.1

Session 6: Guided Practice (We Do - Continued)

You Do Together: (As a class, or in small groups)

- Separate each whole into unit fractions. Then, add to find the fractional part of the whole that appears to be shaded.

<p>6.</p> 	<p>7.</p> 
<p>8.</p> 	<p>9.</p> 

- 10. a.** What fractional part of problem 9 appears to be shaded? _____
- b.** What does the numerator represent in the answer to problem 9? _____
- c.** What does the denominator represent in the answer to problem 9? _____



Quick Check - Form F

4th Grade - Readiness Standard 5 - 3.NF.1

Name _____ Date _____

Learning Target: I will identify fractions and their parts.

Directions: Choose the answer to each question. (Work time: 4 minutes)

1.

Which fraction has a numerator of 2 and a denominator of 4?

$\frac{4}{2}$

$\frac{2}{4}$

$\frac{1}{2}$

$\frac{2}{1}$

2.

Which fraction has a denominator of 12 and a numerator of 7?

$\frac{5}{12}$

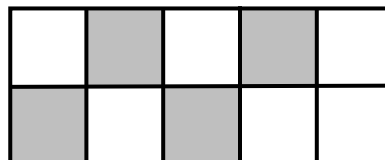
$\frac{7}{12}$

$\frac{12}{7}$

$\frac{7}{19}$

3.

Each section of the rectangle below is the same size.
What fractional part of the rectangle appears to be shaded?



$\frac{4}{6}$

$\frac{4}{10}$

$\frac{6}{4}$

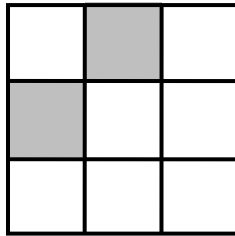
$\frac{6}{10}$

Quick Check - Form F

4th Grade - Readiness Standard 5 - 3.NF.1

4.

Each section of the square below is the same size.
What fractional part of the square appears to be shaded?



$\frac{2}{9}$

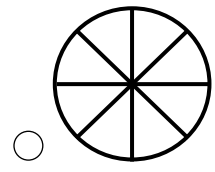
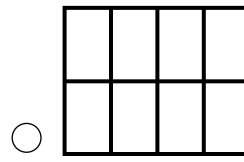
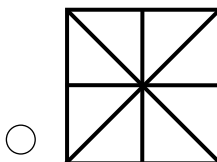
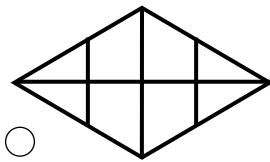
$\frac{7}{2}$

$\frac{7}{9}$

$\frac{2}{7}$

5.

Which diagram does not appear to show fractional parts of $\frac{1}{8}$?



Learning Target: I will identify fractions and their parts

4th Grade - Readiness Standard 5 - 3.NF.1

Session 7: Guided Practice (We Do)

We Do Together: (Teacher Actions)

- What fractional part of each whole appears to be shaded?
- If the diagram does not appear to show fractional parts, write "Not Fractional".

<p>1.</p>	<p>2.</p>
<p>3.</p>	<p>4.</p>

5. a. What fractional part of problem 4 appears to be shaded? _____
- b. What does the numerator represent in the answer to problem 4? _____
- c. What does the denominator represent in the answer to problem 4? _____

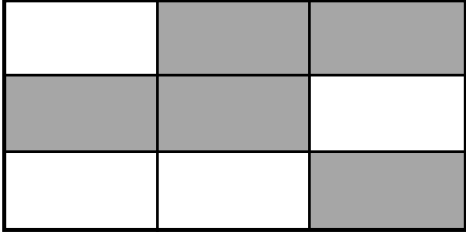
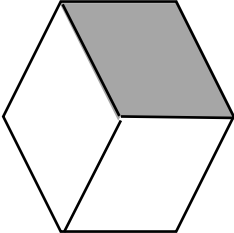
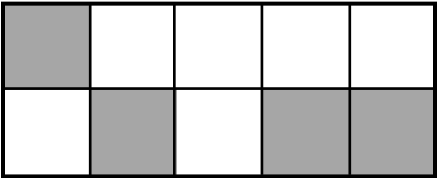
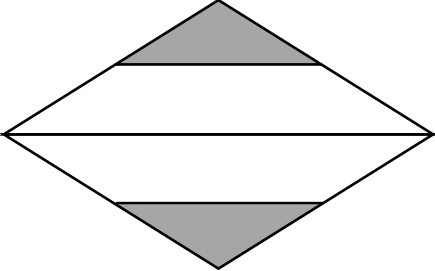
Learning Target: I will identify fractions and their parts

4th Grade - Readiness Standard 5 - 3.NF.1

Session 7: Guided Practice (We Do - Continued)

You Do Together: (As a class, or in small groups)

- Students take turns leading to find the shaded fractional part of each whole.

<p>6.</p> 	<p>7.</p> 
<p>8.</p> 	<p>9.</p> 

- 10. a.** What fractional part of problem 7 appears to be shaded? _____
- b.** What does the numerator represent in the answer to problem 7? _____
- c.** What does the denominator represent in the answer to problem 7? _____



Quick Check - Form G

4th Grade - Readiness Standard 5 - 3.NF.1

Name _____ Date _____

Learning Target: I will identify fractions and their parts.

Directions: Choose the answer to each question. (Work time: 4 minutes)

1.

Which fraction has a denominator of 6 and a numerator of 4?

$\frac{4}{6}$

$\frac{6}{4}$

$\frac{2}{6}$

$\frac{4}{2}$

2.

Which fraction has a numerator of 3 and a denominator of 8?

$\frac{8}{3}$

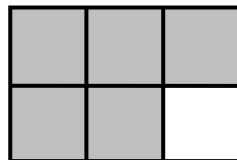
$\frac{5}{8}$

$\frac{3}{11}$

$\frac{3}{8}$

3.

Each section of the rectangle below is the same size.
What fractional part of the rectangle appears to be shaded?



$\frac{1}{5}$

$\frac{1}{6}$

$\frac{5}{6}$

$\frac{6}{5}$

Quick Check - Form G

4th Grade - Readiness Standard 5 - 3.NF.1

4.

Each section of the rectangle below is the same size.
What fractional part of the rectangle appears to be shaded?



$\frac{3}{8}$

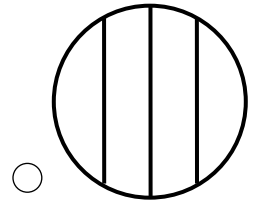
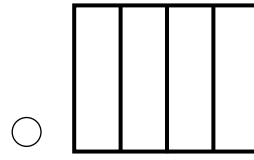
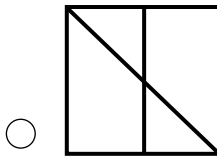
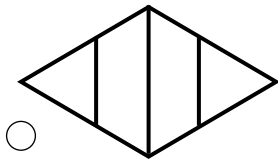
$\frac{3}{5}$

$\frac{5}{3}$

$\frac{8}{3}$

5.

Which diagram appears to show fractional parts of $\frac{1}{4}$?






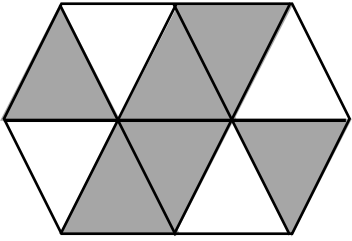
Learning Target: I will identify fractions and their parts

4th Grade - Readiness Standard 5 - 3.NF.1

Session 8: Guided Practice (We Do)

We Do Together: (Teacher Actions)

- What fractional part of each whole appears to be shaded?
- If the diagram does not appear to show fractional parts, write "Not Fractional".

<p>1.</p> 	<p>2.</p> 
<p>3.</p> 	<p>4.</p> 

5. a. What fractional part of problem 3 appears to be shaded? _____

b. What does the numerator represent in the answer to problem 3? _____

c. What does the denominator represent in the answer to problem 3? _____

Learning Target: I will identify fractions and their parts

4th Grade - Readiness Standard 5 - 3.NF.1

Session 8: Guided Practice (We Do - Continued)

You Do Together: (As a class, or in small groups)

- Students take turns leading to find the shaded fractional part of each whole.

<p>6.</p>	<p>7.</p>
<p>8.</p>	<p>9.</p>

- 10. a.** What fractional part of problem 6 appears to be shaded? _____
- b.** What does the numerator represent in the answer to problem 6? _____
- c.** What does the denominator represent in the answer to problem 6? _____



Quick Check - Form H

4th Grade - Readiness Standard 5 - 3.NF.1

Name _____ Date _____

Learning Target: I will identify fractions and their parts.

Directions: Choose the answer to each question. (Work time: 4 minutes)

1.

Which fraction has a denominator of 5 and a numerator of 2?

$\frac{5}{2}$

$\frac{2}{5}$

$\frac{5}{7}$

$\frac{7}{5}$

2.

Which fraction has a denominator of 3 and a numerator of 6?

$\frac{6}{3}$


$\frac{9}{3}$

$\frac{3}{9}$

$\frac{3}{6}$

3.

Each section of the rectangle below is the same size.
What fractional part of the rectangle appears to be shaded?



$\frac{3}{7}$

$\frac{7}{3}$

$\frac{10}{3}$


$\frac{3}{10}$

Quick Check - Form H

4th Grade - Readiness Standard 5 - 3.NF.1

4.

Each section of the square below is the same size.
What fractional part of the square appears to be shaded?



$\frac{4}{9}$

$\frac{4}{5}$

$\frac{9}{4}$

$\frac{5}{4}$

5.

Which diagram does not appear to show fractional parts of $\frac{1}{4}$?

