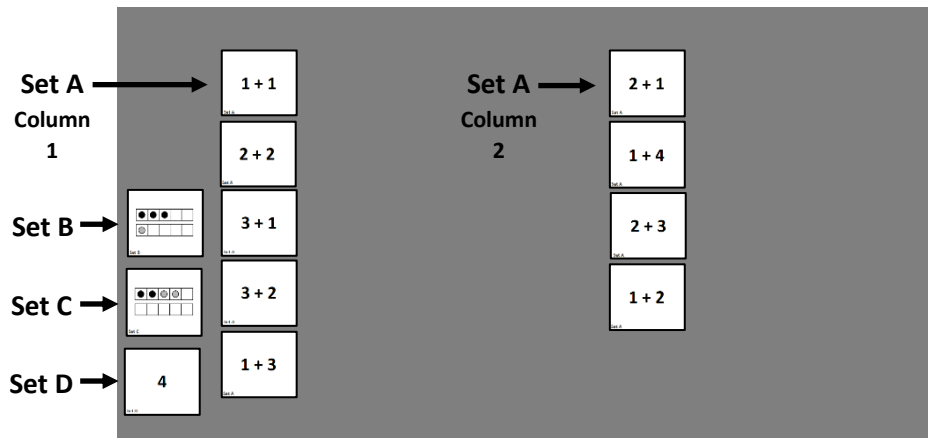


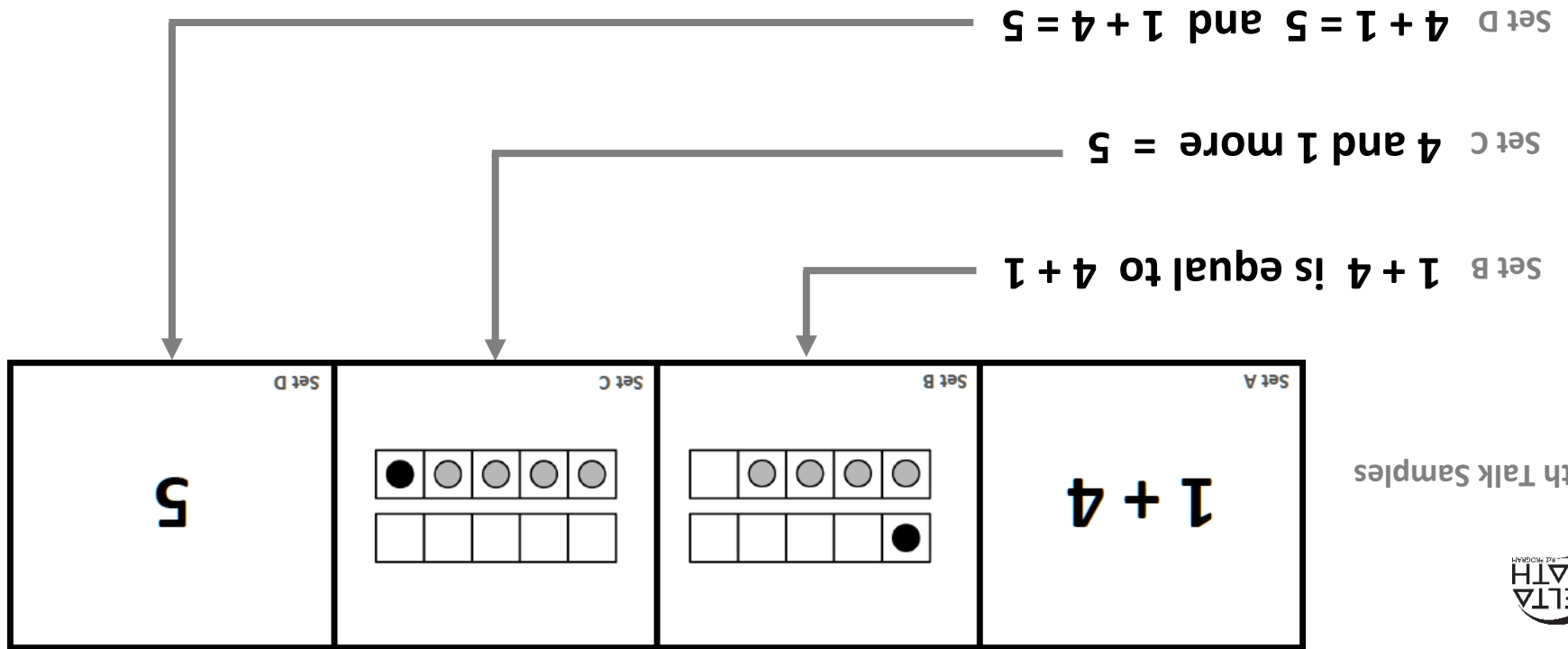
Add to 5: Card Sort

Group size – 2 or 3 students

- 1 Shuffle each **Set A, B, C and D**. (Keep in separate piles)
- 2 Place all **Set A** cards face up in two columns.



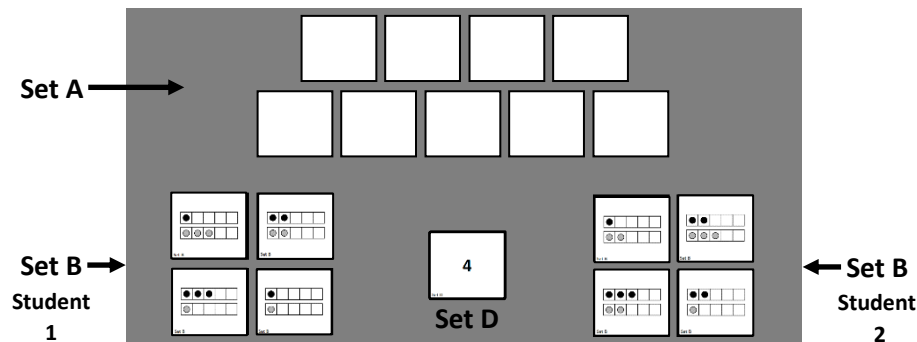
- 3 Take turns, choose the top card from **Set B**, place it next to the matching card from **Set A**. Describe each match up.
- 4 Continue to take turns with **Set C** cards. Describe each match up.
- 5 Continue to take turns with **Set D** cards. Describe each match up.



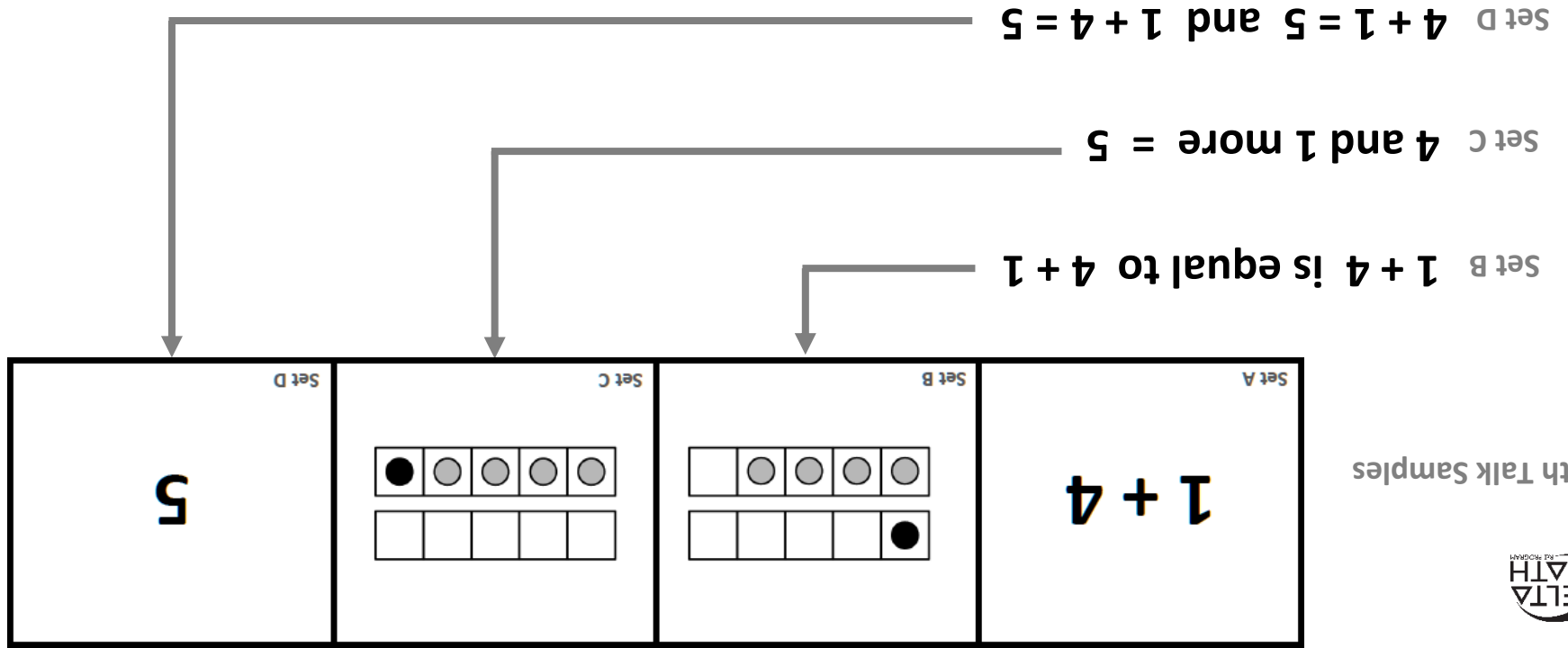
Add to 5: Match-Up #1

Group size – 2 students

- 1 Shuffle **Sets A, B and D**. (Keep in separate piles)
- 2 Place all **Set A** cards face down.
- 3 Place 4 **Set B** cards face up for each player.
- 4 Place all **Set D** cards in one pile for both players.



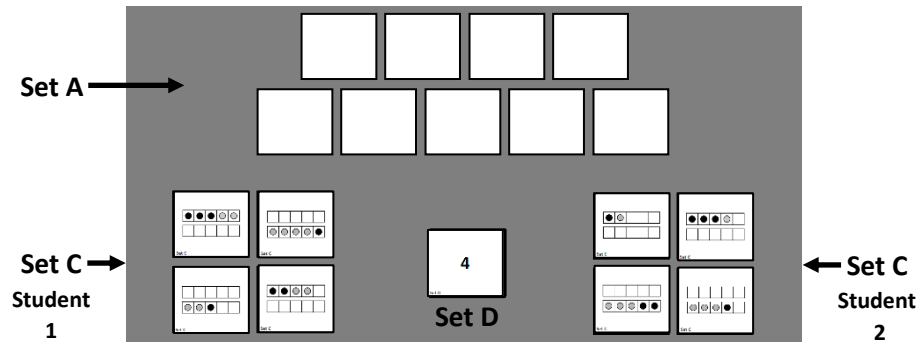
- 5 Student 1, choose a card from **Set A** and flip it face up.
 - If a card from your **Set B** matches, describe the match and place the **Set A** card on top of it. Then, find and place the matching card from **Set D** on the pair.
 - If a card from your **Set B** does not match, flip the card back over to be face down.
- 6 Student 2 takes a turn. Continue taking turns. The player to make 6 matches wins the game.



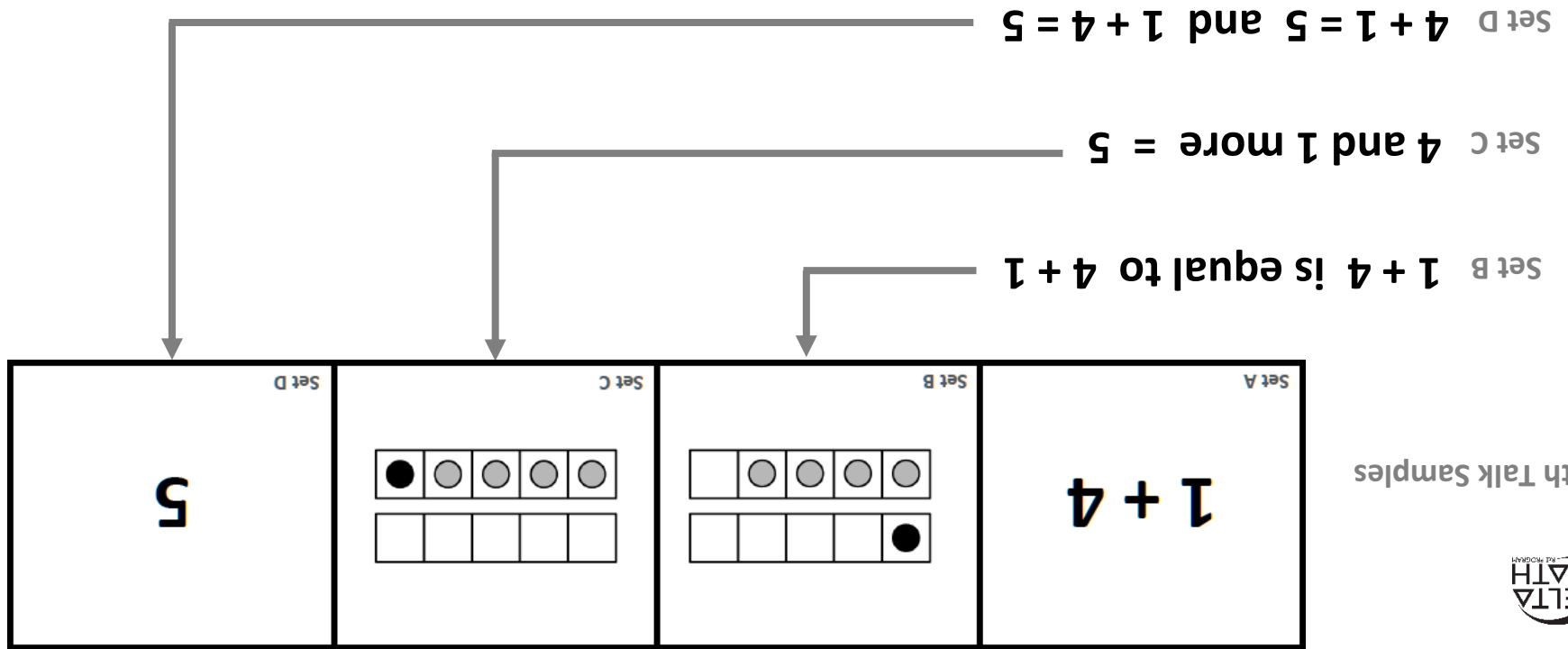
Add to 5: Match-Up #2

Group size – 2 students

- 1 Shuffle **Sets A, C and D**. (Keep in separate piles)
- 2 Place all **Set A** cards face down.
- 3 Place 4 **Set C** cards face up for each player.
- 4 Place all **Set D** cards in one pile for both players.



- 5 Student 1, choose a card from **Set A** and flip it face up.
 - If a card from your **Set C** matches, describe the match and place the **Set A** card on top of it. Then, find and place the matching card from **Set D** on the pair.
 - If a card from your **Set C** does not match, flip the card back over to be face down.
- 6 Student 2 takes a turn. Continue taking turns. The player to make 6 matches wins the game.



Add to 5: Match-Up #3

Group size – 2 students

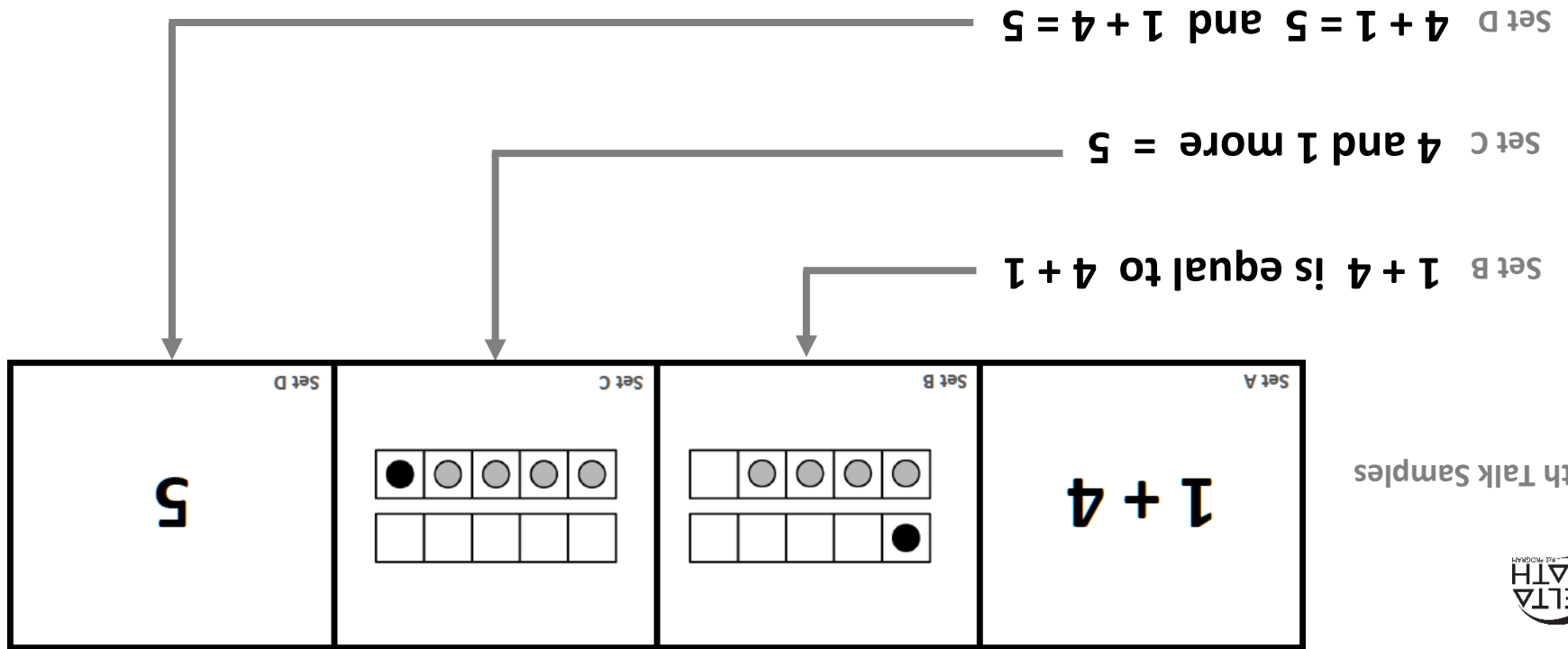
- 1 Shuffle **Sets B, C and D**. (Keep in separate piles)
- 2 Place all **Set B** cards face down.
- 3 Place 4 **Set C** cards face up for each player.
- 4 Place all **Set D** cards in one pile for both players.



- 5 Student 1, choose a card from **Set B** and flip it face up.
 - If a card from your **Set C** matches, describe the match and place the **Set B** card on top of it. Then, find and place the matching card from **Set D** on the pair.
 - If a card from your **Set C** does not match, flip the card back over to be face down.
- 6 Student 2 takes a turn. Continue taking turns. The player to make 6 matches wins the game.



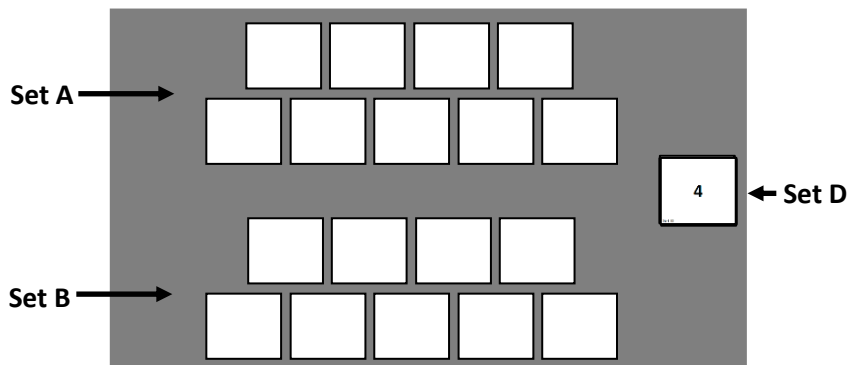
Math Talk Samples



Add to 5: Concentration #1

Group Size – 2 or 3 Students

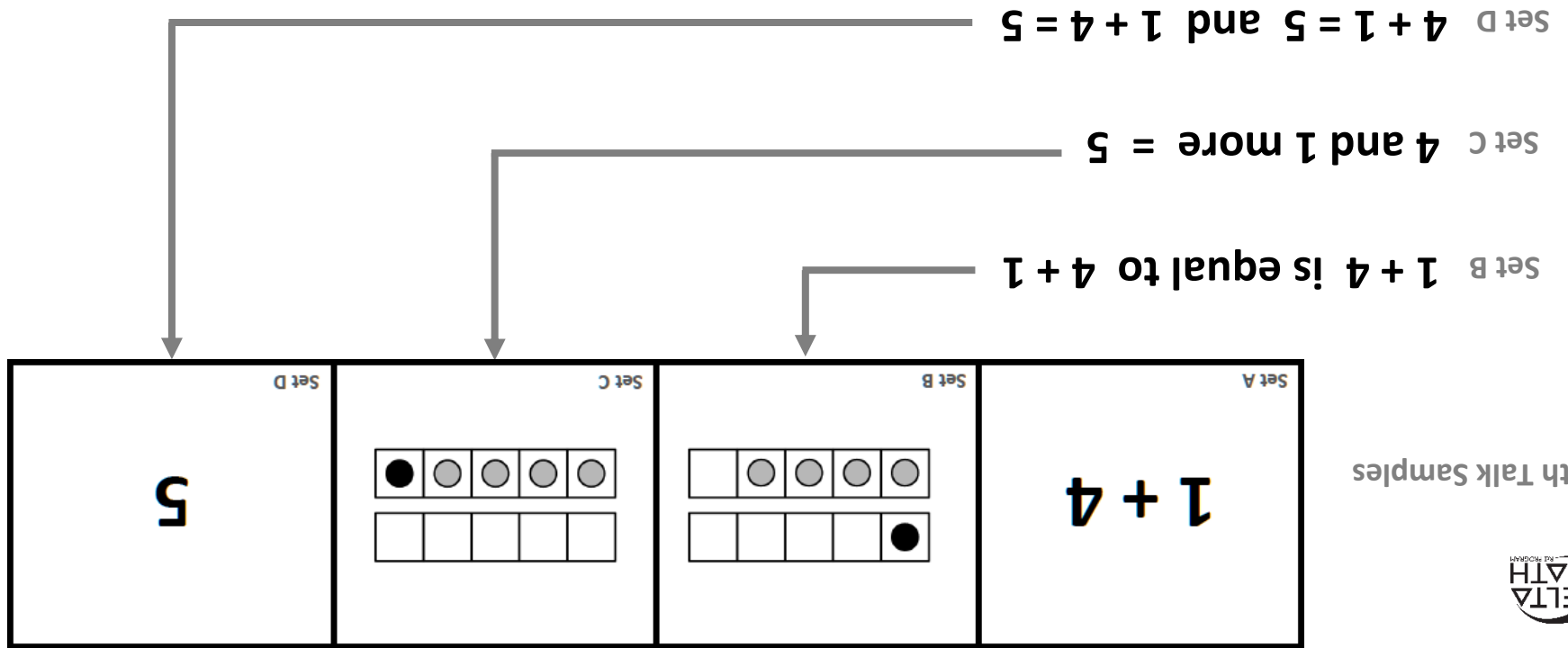
- 1 Shuffle **Sets A, B and D**. (Keep in separate piles)
- 2 Place all **Set A** cards and all **Set B** cards face down.
- 3 Place all **Set D** cards in one pile for both players.



- 4 Student 1, choose a card from **Set A** and flip it face up. Then, choose a card from **Set B** and flip it face up.
 - If the cards match, describe the match and keep both cards. Then, find the matching card from **Set D** and add it to the pair.
 - If the cards do not match, flip both cards back over.
- 5 Student 2 takes a turn. Continue taking turns. The player with the most matches wins the game.



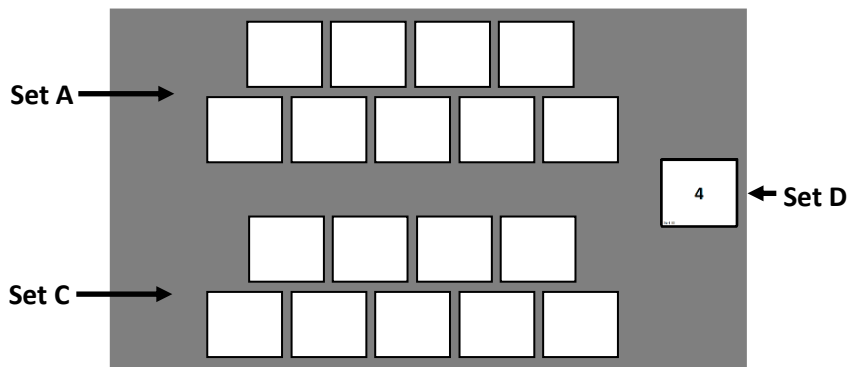
Math Talk Samples



Add to 5: Concentration #2

Group Size – 2 or 3 Students

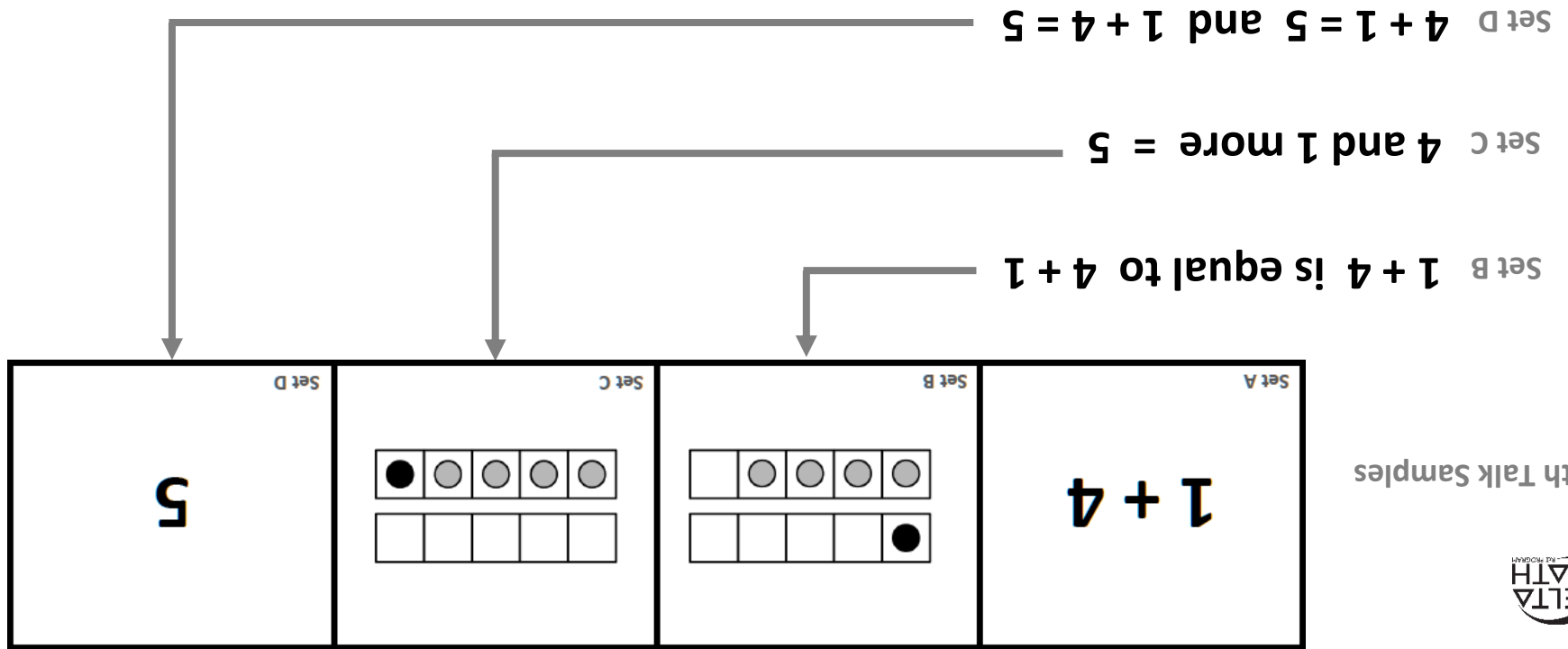
- 1 Shuffle **Sets A, C and D**. (Keep in separate piles)
- 2 Place all **Set A** cards and all **Set C** cards face down.
- 3 Place all **Set D** cards in one pile for both players.



- 4 Student 1, choose a card from **Set A** and flip it face up. Then, choose a card from **Set C** and flip it face up.
 - If the cards match, describe the match and keep both cards. Then, find the matching card from **Set D** and add it to the pair.
 - If the cards do not match, flip both cards back over.
- 5 Student 2 takes a turn. Continue taking turns. The player with the most matches wins the game.



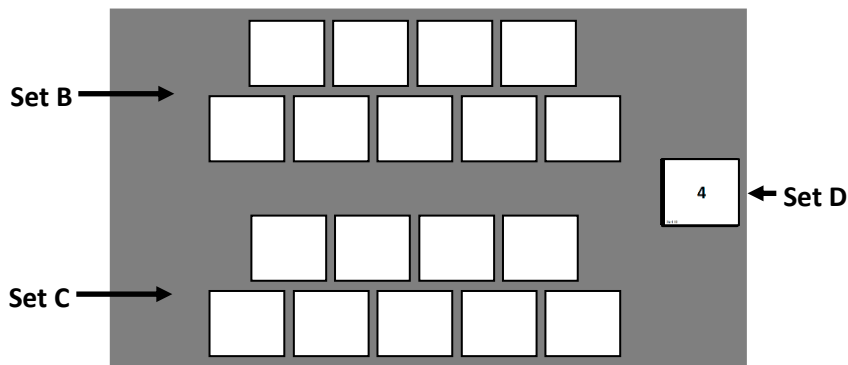
Math Talk Samples



Add to 5: Concentration #3

Group Size – 2 or 3 Students

- 1 Shuffle **Sets B, C and D**. (Keep in separate piles)
- 2 Place all **Set B** cards and all **Set C** cards face down.
- 3 Place all **Set D** cards in one pile for both players.



- 4 Student 1, choose a card from **Set B** and flip it face up. Then, choose a card from **Set C** and flip it face up.
 - If the cards match, describe the match and keep both cards. Then, find the matching card from **Set D** and add it to the pair.
 - If the cards do not match, flip both cards back over.
- 5 Student 2 takes a turn. Continue taking turns. The player with the most matches wins the game.