



Independent Practice 1 (You Do)

1st Grade - Readiness Standard 5 - K.OA.5a

Learning Target: I will add numbers to 5.

Title of Game: “Add To 5: Match-ups”

Number of Players: 2

Objective: To be the player with the most cards at the end of the game.

Materials:

- Addition Problem Cards (1 set)
- Dot Cards (1 set)
- Add To 5 Match-ups: Recording sheet (1 per student - Optional)

Directions:

- Place a set of **Dot Cards** face-down in a row.
- Place a set of **Addition Problem Cards** face-up underneath the row, 5 for each player.
- Player 1 turns over a **Dot** card to see if it matches one of their **Addition Problem** cards.
 - If there is a partner match, say the equation, pick up the card and place it below your card.
 - If there is not a match, then say “No Matches” and turn the card back over.
- Player 2 turns over a **Dot** card to see if it matches one of their **Addition Problem** cards.
 - If there is a match, say the equation, pick up the card and place it below your card.
 - If there is not a match, then say “No Matches” and turn the card back over.
- Repeat
- The winner is the first player to match all 5 cards.

Math Talk:

“I have a match...1 and 3 makes 4...1 plus 3 equals 4”



Addition Problem Cards

1st Grade - Readiness Standard 5 - K.OA.5a

$$1 + 1 = \underline{\quad}$$

$$1 + 2 = \underline{\quad}$$

$$2 + 1 = \underline{\quad}$$

$$2 + 2 = \underline{\quad}$$

$$3 + 1 = \underline{\quad}$$

$$3 + 2 = \underline{\quad}$$

$$4 + 1 = \underline{\quad}$$











$$1 + 3 = \underline{\quad}$$

$$2 + 3 = \underline{\quad}$$

$$1 + 4 = \underline{\quad}$$

Addition Dot Cards

1st Grade - Readiness Standard 5 - K.OA.5a

<p style="text-align: center;">2</p> 	<p style="text-align: center;">3</p> 
<p style="text-align: center;">3</p> 	<p style="text-align: center;">4</p> 
<p style="text-align: center;">4</p> 	<p style="text-align: center;">5</p> 
<p style="text-align: center;">5</p> 	<p style="text-align: center;">4</p> 
<p style="text-align: center;">5</p> 	<p style="text-align: center;">5</p> 



Add To 5: Recording Sheet (Optional)

1st Grade - Readiness Standard 5 - K.OA.5a


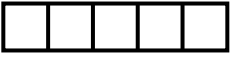


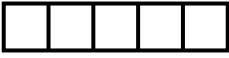
Recording Directions:

- Record the equation cards for each player
- As each match is found, draw the **Dot** card below its match.

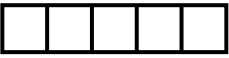
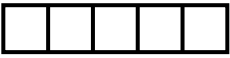
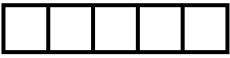
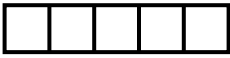
Math Talk:

"I have a match...2 and 3 makes 5...2 plus 3 equals 5"

Player 1

$\underline{\quad} + \underline{\quad} = \underline{\quad}$	$\underline{\quad} + \underline{\quad} = \underline{\quad}$	$\underline{\quad} + \underline{\quad} = \underline{\quad}$	$\underline{\quad} + \underline{\quad} = \underline{\quad}$	$\underline{\quad} + \underline{\quad} = \underline{\quad}$
$\underline{\quad}$ 	$\underline{\quad}$ 	$\underline{\quad}$ 	$\underline{\quad}$ 	$\underline{\quad}$ 

Player 2

$\underline{\quad} + \underline{\quad} = \underline{\quad}$	$\underline{\quad} + \underline{\quad} = \underline{\quad}$	$\underline{\quad} + \underline{\quad} = \underline{\quad}$	$\underline{\quad} + \underline{\quad} = \underline{\quad}$	$\underline{\quad} + \underline{\quad} = \underline{\quad}$
$\underline{\quad}$ 	$\underline{\quad}$ 	$\underline{\quad}$ 	$\underline{\quad}$ 	$\underline{\quad}$ 