



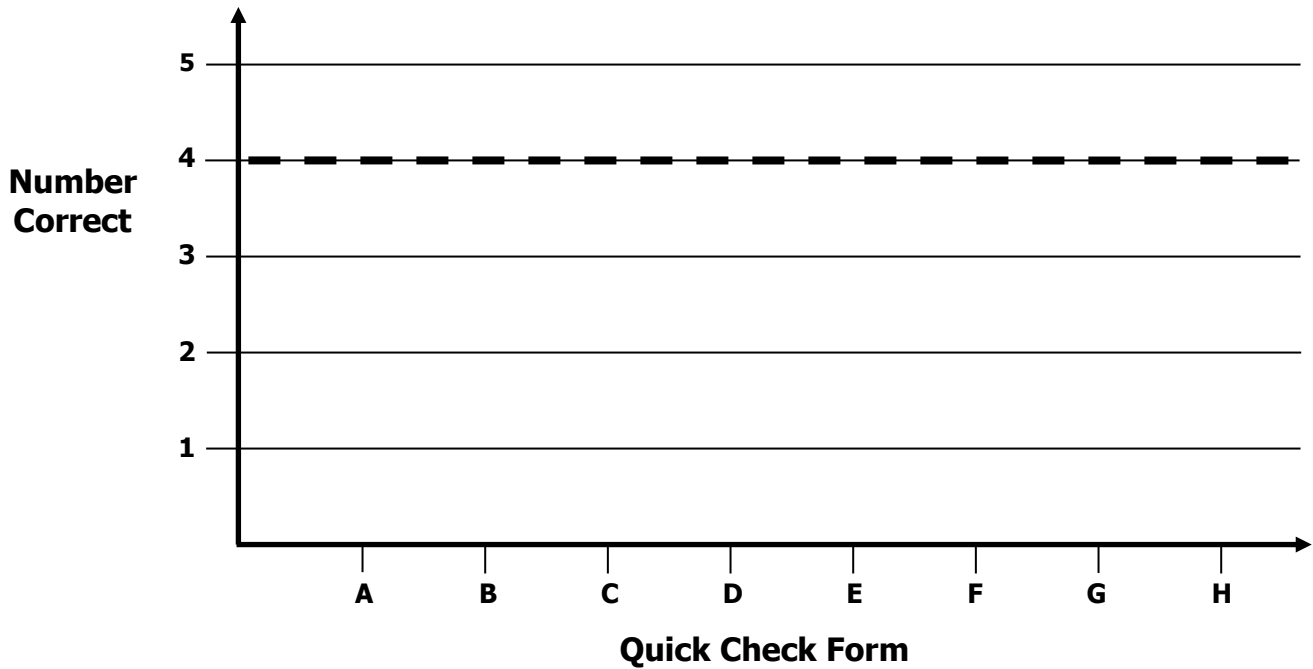
Algebra 1 Growth Chart

Readiness Standard 2 - 8.EE.7a

Name _____

Learning Target: I will find the equation of a line.

Goal: 4 out of 5 correct



Intervention	Date	Score
Session 1		
Session 2		
Session 3		
Session 4		
Session 5		
Session 6		
Session 7		
Session 8		



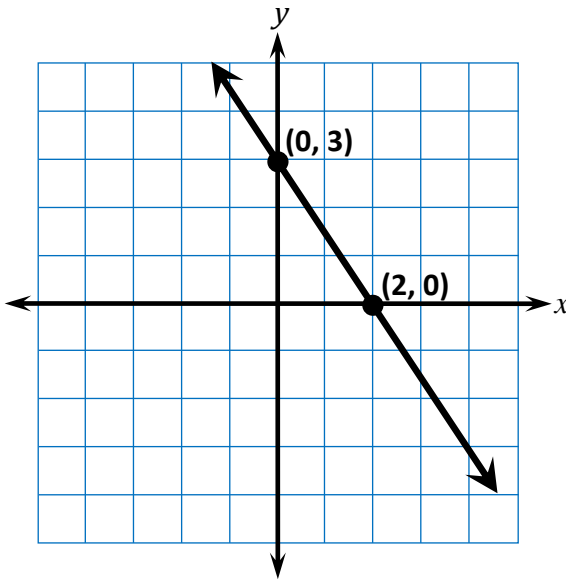
Algebra 1 Quick Check – Form A

Readiness Standard 3 - 8.F.4

Name _____ Date _____

Learning Target: I will find the equation of a line. (Work time: 5 minutes)

1. Complete the equation of the line represented in the graph.



$$y = \square x + \square$$

2. Complete the equation of the line represented in the table.

x	y
-1	6
0	4
1	2
2	0
3	-2

$$y = \square x + \square$$



Algebra 1 Quick Check – Form A

Readiness Standard 3 - 8.F.4 (continued)

3. Complete the equation of the line represented in the table.

x	y
-2	-1
0	5
2	11
4	17
6	23

$$y = \square x + \square$$

4. Complete the equation of the line that contains the two points.

$(-3, -2)$ and $(4, 12)$

$$y = \square x + \square$$

5. Complete the equation of the line that contains the two points.

$(3, 9)$ and $(15, 17)$

$$y = \square x + \square$$



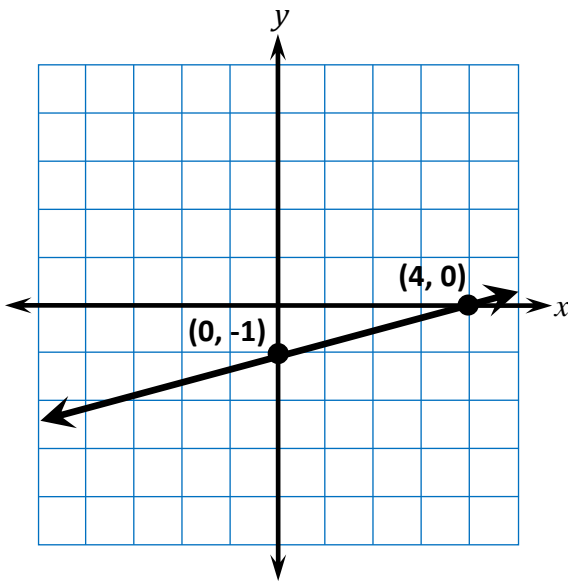
Algebra 1 Quick Check – Form B

Readiness Standard 3 - 8.F.4

Name _____ Date _____

Learning Target: I will find the equation of a line. (Work time: 5 minutes)

1. Complete the equation of the line represented in the graph.



$$y = \square x + \square$$

2. Complete the equation of the line represented in the table.

x	y
-3	0
-2	-3
-1	-6
0	-9
1	-12

$$y = \square x + \square$$



Algebra 1 Quick Check – Form B

Readiness Standard 3 - 8.F.4 (continued)

3. Complete the equation of the line represented in the table.

x	y
-6	-28
-3	-13
0	2
3	17
6	32

$$y = \square x + \square$$

4. Complete the equation of the line that contains the two points.

$(-3, -4)$ and $(3, 14)$

$$y = \square x + \square$$

5. Complete the equation of the line that contains the two points.

$(5, 7)$ and $(15, 13)$

$$y = \square x + \square$$



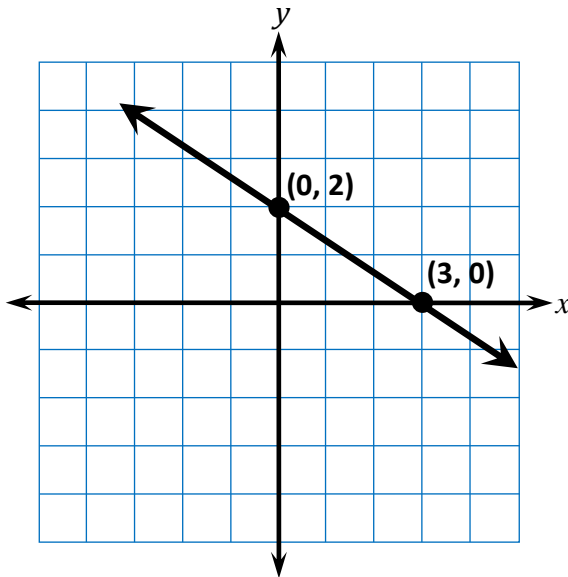
Algebra 1 Quick Check – Form C

Readiness Standard 3 - 8.F.4

Name _____ Date _____

Learning Target: I will find the equation of a line. (Work time: 5 minutes)

1. Complete the equation of the line represented in the graph.



$$y = \square x + \square$$

2. Complete the equation of the line represented in the table.

x	y
-2	0
-1	3
0	6
1	9
2	12

$$y = \square x + \square$$



Algebra 1 Quick Check – Form C

Readiness Standard 3 - 8.F.4 (continued)

3. Complete the equation of the line represented in the table.

x	y
-4	-13
-2	-5
0	3
2	11
4	19

$$y = \square x + \square$$

4. Complete the equation of the line that contains the two points.

$(-4, -5)$ and $(2, 7)$

$$y = \square x + \square$$

5. Complete the equation of the line that contains the two points.

$(4, 5)$ and $(12, 11)$

$$y = \square x + \square$$



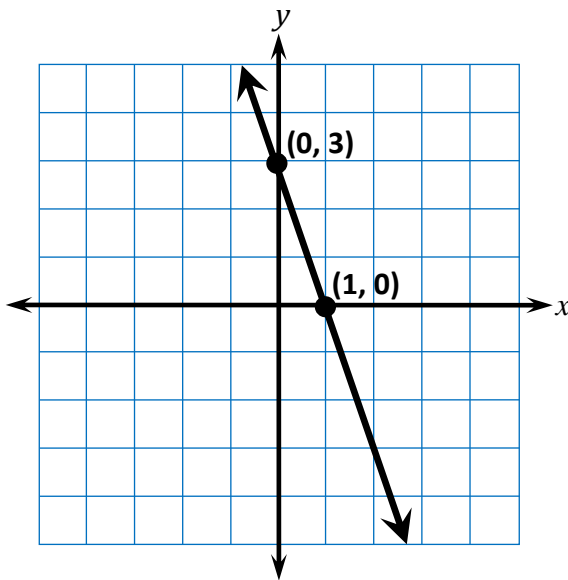
Algebra 1 Quick Check – Form D

Readiness Standard 3 - 8.F.4

Name _____ Date _____

Learning Target: I will find the equation of a line. (Work time: 5 minutes)

1. Complete the equation of the line represented in the graph.



$$y = \square x + \square$$

2. Complete the equation of the line represented in the table.

x	y
0	6
1	4
2	2
3	0
4	-2

$$y = \square x + \square$$



Algebra 1 Quick Check – Form D

Readiness Standard 3 - 8.F.4 (continued)

3. Complete the equation of the line represented in the table.

x	y
-6	-7
-1	5
0	0
3	11
6	17

$$y = \square x + \square$$

4. Complete the equation of the line that contains the two points.

$(-2, -5)$ and $(2, 11)$

$$y = \square x + \square$$

5. Complete the equation of the line that contains the two points.

$(5, 8)$ and $(20, 14)$

$$y = \square x + \square$$



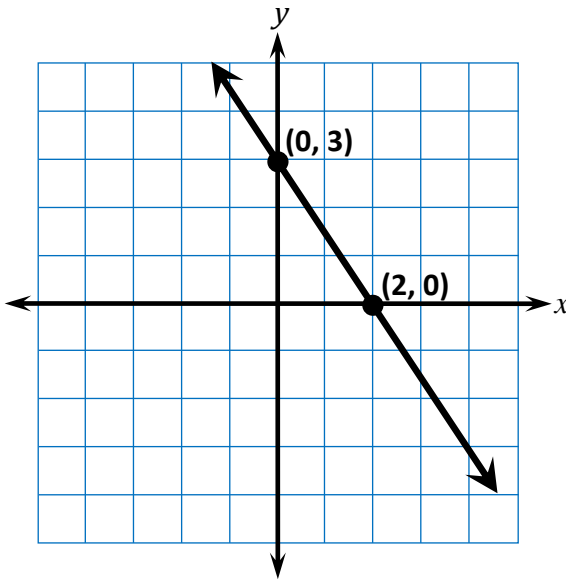
Algebra 1 Quick Check – Form E

Readiness Standard 3 - 8.F.4

Name _____ Date _____

Learning Target: I will find the equation of a line. (Work time: 5 minutes)

1. Complete the equation of the line represented in the graph.



$$y = \square x + \square$$

2. Complete the equation of the line represented in the table.

x	y
-1	6
0	4
1	2
2	0
3	-2

$$y = \square x + \square$$



Algebra 1 Quick Check – Form E

Readiness Standard 3 - 8.F.4 (continued)

3. Complete the equation of the line represented in the table.

x	y
-2	-1
0	5
2	11
4	17
6	23

$$y = \square x + \square$$

4. Complete the equation of the line that contains the two points.

$(-3, -2)$ and $(4, 12)$

$$y = \square x + \square$$

5. Complete the equation of the line that contains the two points.

$(3, 9)$ and $(15, 17)$

$$y = \square x + \square$$



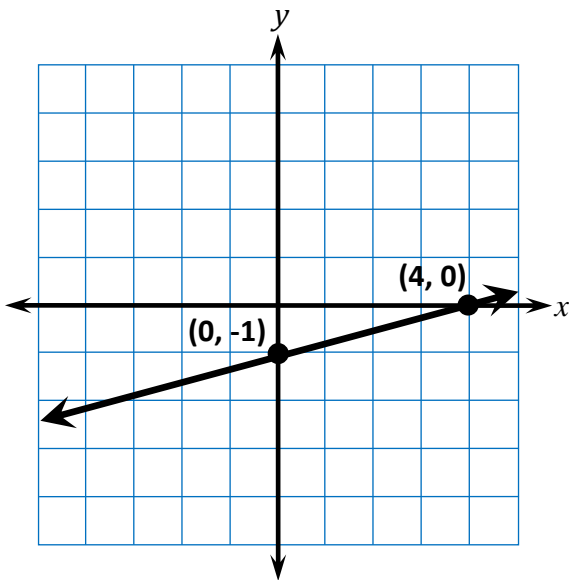
Algebra 1 Quick Check – Form F

Readiness Standard 3 - 8.F.4

Name _____ Date _____

Learning Target: I will find the equation of a line. (Work time: 5 minutes)

1. Complete the equation of the line represented in the graph.



$$y = \square x + \square$$

2. Complete the equation of the line represented in the table.

x	y
-3	0
-2	-3
-1	-6
0	-9
1	-12

$$y = \square x + \square$$



Algebra 1 Quick Check – Form F

Readiness Standard 3 - 8.F.4 (continued)

3. Complete the equation of the line represented in the table.

x	y
-6	-28
-3	-13
0	2
3	17
6	32

$$y = \square x + \square$$

4. Complete the equation of the line that contains the two points.

$(-3, -4)$ and $(3, 14)$

$$y = \square x + \square$$

5. Complete the equation of the line that contains the two points.

$(5, 7)$ and $(15, 13)$

$$y = \square x + \square$$



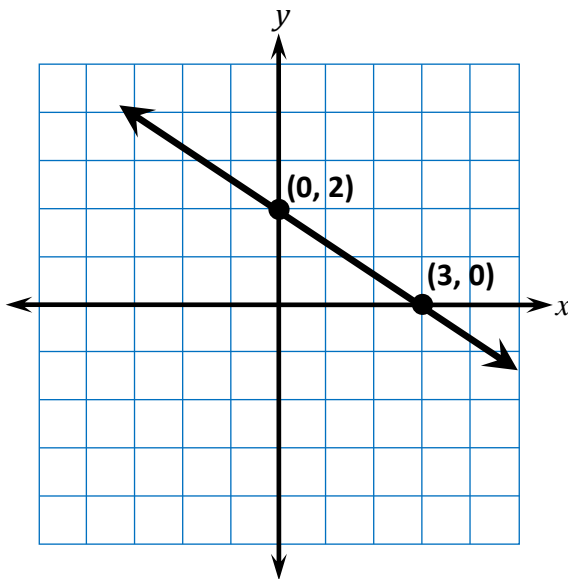
Algebra 1 Quick Check – Form G

Readiness Standard 3 - 8.F.4

Name _____ Date _____

Learning Target: I will find the equation of a line. (Work time: 5 minutes)

1. Complete the equation of the line represented in the graph.



$$y = \square x + \square$$

2. Complete the equation of the line represented in the table.

x	y
-2	0
-1	3
0	6
1	9
2	12

$$y = \square x + \square$$



Algebra 1 Quick Check – Form G

Readiness Standard 3 - 8.F.4 (continued)

3. Complete the equation of the line represented in the table.

x	y
-4	-13
-2	-5
0	3
2	11
4	19

$$y = \square x + \square$$

4. Complete the equation of the line that contains the two points.

$(-4, -5)$ and $(2, 7)$

$$y = \square x + \square$$

5. Complete the equation of the line that contains the two points.

$(4, 5)$ and $(12, 11)$

$$y = \square x + \square$$



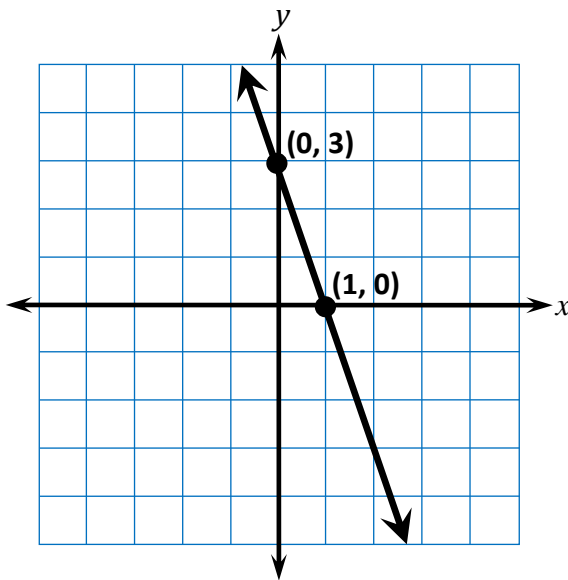
Algebra 1 Quick Check – Form H

Readiness Standard 3 - 8.F.4

Name _____ Date _____

Learning Target: I will find the equation of a line. (Work time: 5 minutes)

1. Complete the equation of the line represented in the graph.



$$y = \square x + \square$$

2. Complete the equation of the line represented in the table.

x	y
0	6
1	4
2	2
3	0
4	-2

$$y = \square x + \square$$



Algebra 1 Quick Check – Form H

Readiness Standard 3 - 8.F.4 (continued)

3. Complete the equation of the line represented in the table.

x	y
-6	-7
-1	5
0	0
3	11
6	17

$$y = \square x + \square$$

4. Complete the equation of the line that contains the two points.

$(-2, -5)$ and $(2, 11)$

$$y = \square x + \square$$

5. Complete the equation of the line that contains the two points.

$(5, 8)$ and $(20, 14)$

$$y = \square x + \square$$