

# 4<sup>th</sup> Grade Readiness: Progress Assessment

Questions 1-3: Add the multi-digit numbers.

**1.**

$$\begin{array}{r} 465 \\ + 213 \\ \hline \end{array}$$

Answer: 678

**2.**

$$524 + 238 = \underline{\quad}$$

Answer: 762

**3.**

$$\begin{array}{r} 249 \\ + 576 \\ \hline \end{array}$$

Answer: 825



Please stop, put your pencil down and wait for the next directions.

Questions 4-6: Subtract the multi-digit numbers.

**4.**

$$\begin{array}{r} 800 \\ - 172 \\ \hline \end{array}$$

Answer: 628

**5.**

$$549 - 382 = \underline{\quad}$$

Answer: 167

**6.**

$$\begin{array}{r} 746 \\ - 278 \\ \hline \end{array}$$

Answer: 468



Please stop, put your pencil down and wait for the next directions.

Questions 7-9: Find the fraction.

7. Which fraction has a denominator of 3 and a numerator of 7?

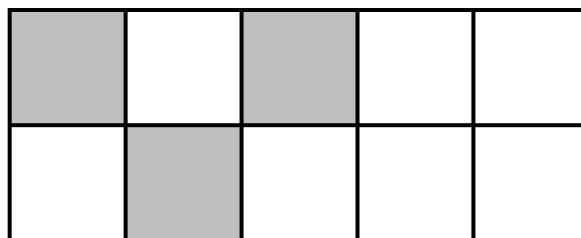
$\frac{7}{3}$

$\frac{7}{10}$

$\frac{3}{7}$

$\frac{3}{10}$

8. Each section of the rectangle below is the same size.  
What fractional part of the rectangle appears to be shaded?



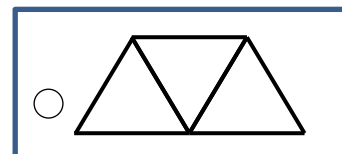

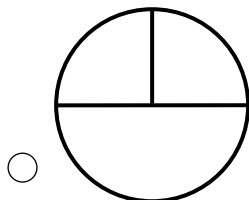
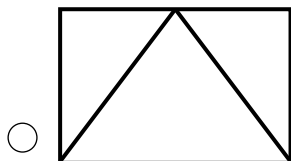
$\frac{3}{10}$

$\frac{7}{10}$

$\frac{3}{7}$

$\frac{7}{3}$

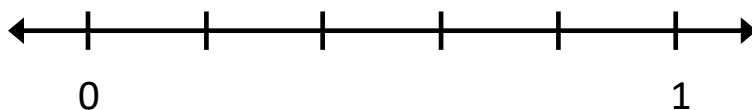
9. Which diagram appears to show fractional parts of  $\frac{1}{3}$ ?



Please stop, put your pencil down and wait for the next directions.

Questions 10-12: Find the fractional parts on the number line.

10. What is the name of each equal part between 0 and 1?

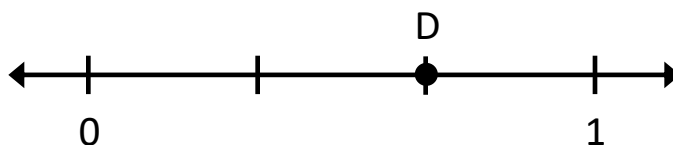

 Fifths

 Fourths

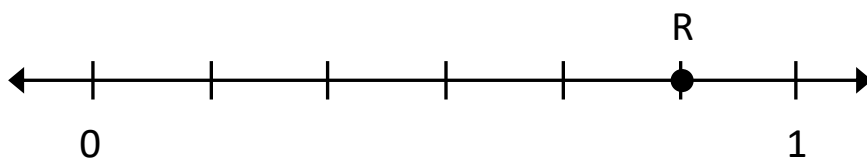
 Sixths

 Sevenths

11. What fraction is shown by point D?


  $\frac{2}{3}$ 
  $\frac{1}{3}$ 
  $\frac{3}{3}$ 
  $\frac{3}{4}$ 

12. What fraction is shown by point R?


  $\frac{5}{6}$ 
  $\frac{6}{7}$ 
  $\frac{5}{7}$ 
  $\frac{4}{6}$ 


Please stop, put your pencil down and wait for the next directions.

Questions 13-15: Compare the fractions. (>, <, =)

**13.**

$$\frac{5}{7} \quad \underline{\hspace{1cm}} \quad \frac{3}{7}$$

Answer: >

**14.**

$$\frac{1}{8} \quad \underline{\hspace{1cm}} \quad \frac{1}{3}$$

Answer: <

**15.**

$$\frac{7}{8} \quad \underline{\hspace{1cm}} \quad \frac{7}{9}$$

Answer: >



Please stop, put your pencil down and wait for the next directions.

**Questions 16:** When you are told to begin, answer as many as you can in 1 minute.

**16.**

$2 \times 4 = 8$

$9 \times 7 = 63$

$9 \times 5 = 45$

$6 \times 2 = 12$

$6 \times 4 = 24$

$7 \times 3 = 21$

$7 \times 0 = 0$

$3 \times 9 = 27$

$8 \times 6 = 48$

$7 \times 7 = 49$

$9 \times 6 = 54$

$1 \times 8 = 8$

$5 \times 10 = 50$

$4 \times 8 = 32$



# 4<sup>th</sup> Grade Readiness: Progress Assessment

(continued)

**Questions 17:** When you are told to begin, answer as many as you can in 1 minute.

**17.**

$$14 \div 7 = 2$$

$$36 \div 4 = 9$$

$$30 \div 5 = 6$$

$$10 \div 2 = 5$$

$$42 \div 6 = 7$$

$$24 \div 3 = 8$$

$$40 \div 8 = 5$$

$$72 \div 9 = 8$$

$$18 \div 6 = 3$$

$$28 \div 4 = 7$$

$$54 \div 6 = 9$$

$$50 \div 10 = 5$$

$$28 \div 7 = 4$$

$$64 \div 8 = 8$$



Please stop, put your pencil down and wait for the next directions.