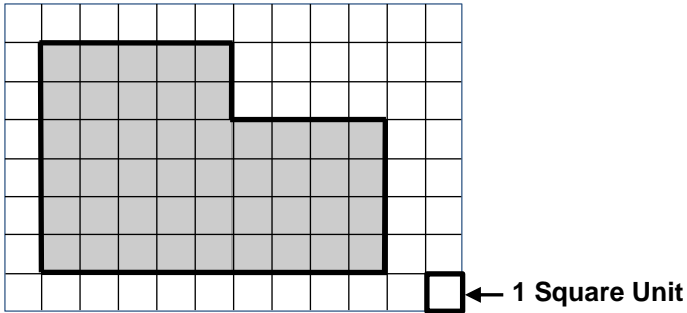


6th Grade Geometry Readiness: Fall Screener

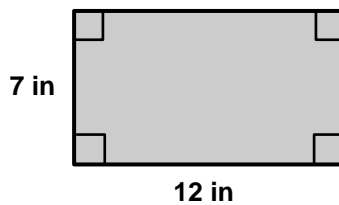
Questions 1-3: Select the correct number and label for each question.

1. Find the perimeter of the shaded polygon.



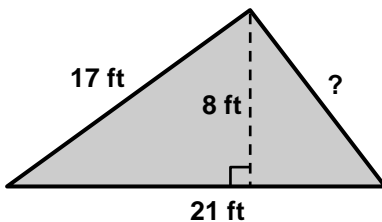
- 44 46 48 54
 Units Units Squared Units Cubed

2. Find the perimeter of the shaded rectangle. (Note: The figure is not drawn to scale.)



- 19 38 84 42
 in in² in³

3. The perimeter of the shaded triangle is 48 ft. Find the length of the unknown side.
(Note: The figure is not drawn to scale.)



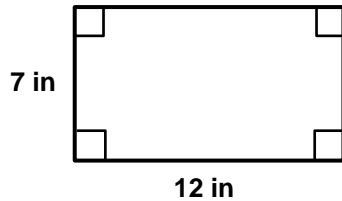
- 2 31 27 10
 ft ft² ft³



Please stop, put your pencil down and wait for the next directions.

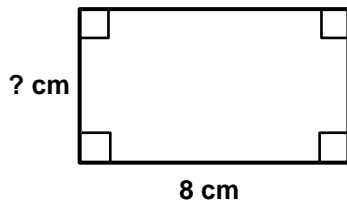
Questions 4-6: Select the correct number and label for each question.

4. Find the area of the rectangle. *(Note: The figure is not drawn to scale.)*



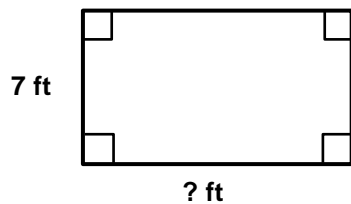
- | | | | |
|--------------------------|---------------------------------------|---------------------------------------|--------------------------|
| <input type="radio"/> 19 | <input type="radio"/> 38 | <input type="radio"/> 42 | <input type="radio"/> 84 |
| <input type="radio"/> in | <input type="radio"/> in ² | <input type="radio"/> in ³ | |

5. The perimeter of the rectangle is 24 cm. What is the missing width?
(Note: The figure is not drawn to scale.)



- | | | | |
|--------------------------|---------------------------------------|---------------------------------------|-------------------------|
| <input type="radio"/> 4 | <input type="radio"/> 8 | <input type="radio"/> 16 | <input type="radio"/> 3 |
| <input type="radio"/> cm | <input type="radio"/> cm ² | <input type="radio"/> cm ³ | |

6. The area of the rectangle is 70 ft². What is the missing length?
(Note: The figure is not drawn to scale.)



- | | | | |
|--------------------------|---------------------------------------|---------------------------------------|--------------------------|
| <input type="radio"/> 28 | <input type="radio"/> 63 | <input type="radio"/> 10 | <input type="radio"/> 56 |
| <input type="radio"/> ft | <input type="radio"/> ft ² | <input type="radio"/> ft ³ | |



Please stop, put your pencil down and wait for the next directions.

Questions 7-9: Select the correct answer for each question.

7. Which figure represents a line segment?

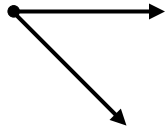


Figure A

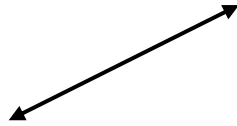


Figure B



Figure C

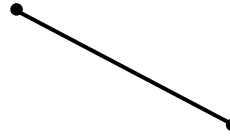


Figure D



Figure E

- Figure A
 Figure B
 Figure C
 Figure D
 Figure E

8. Which figure represents an acute angle?

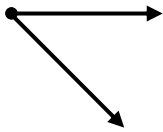


Figure A

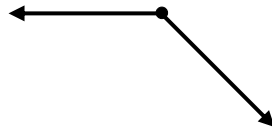


Figure B

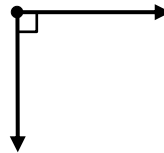


Figure C



Figure D

- Figure A
 Figure B
 Figure C
 Figure D

9. Which figure appears to represent parallel lines?

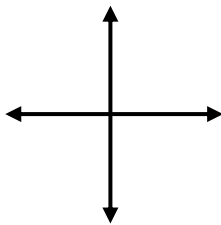


Figure A




Figure B

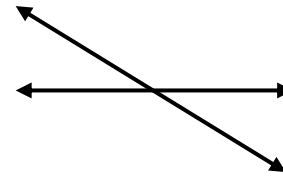


Figure C

- Figure A
 Figure B
 Figure C



Please stop, put your pencil down and wait for the next directions.

Questions 10-12: Select the correct answer for each question.

10. Which figure appears to have sides that are perpendicular?

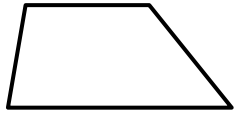


Figure A

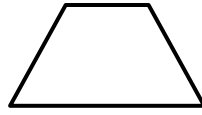


Figure B

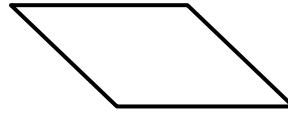


Figure C

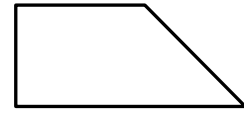
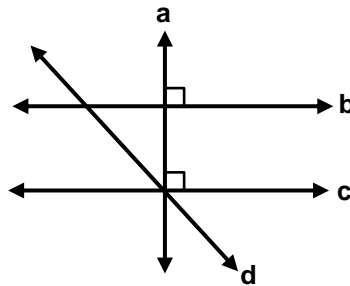


Figure D

- Figure A
 Figure B
 Figure C
 Figure D

11. Which pair of lines are parallel to each other?



- a and c
 b and d
 b and c
 a and d

12. Which figure appears to contain no acute angles?

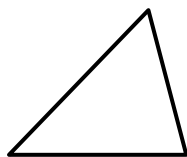


Figure A




Figure B

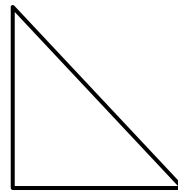


Figure C

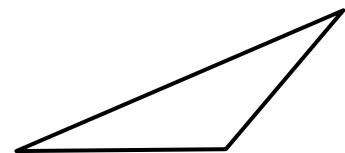


Figure D

- Figure A
 Figure B
 Figure C
 Figure D



Please stop, put your pencil down and wait for the next directions.



6th Grade Geometry Readiness: Fall

(continued)

Questions 13-15: Select the correct answers for each question.

13. Identify all of the shapes that can be drawn with at least 1 acute angle?

- Rectangles Parallelograms Squares
 Acute Triangles Obtuse Triangles Right Triangles

14. Identify all of the shapes that can be drawn with at least two pair of parallel sides?

- Rectangles Parallelograms Squares
 Acute Triangles Obtuse Triangles Right Triangles

15. Identify all of the shapes that can be drawn with at least one pair of perpendicular sides?

- Rectangles Parallelograms Squares
 Acute Triangles Obtuse Triangles Right Triangles



Please stop, put your pencil down and wait for the next directions.