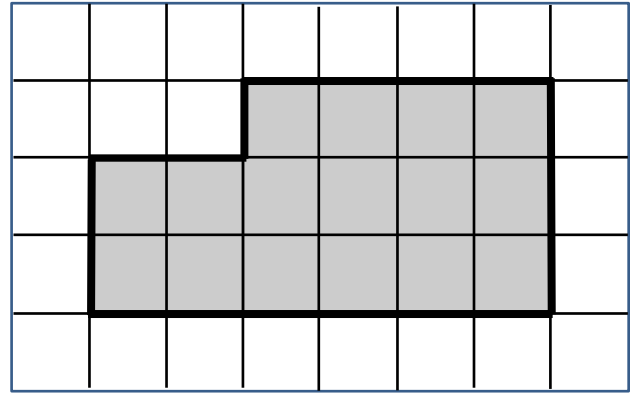


6th Grade Geometry: Fall Progress

Questions 1-3: Select the correct number and label for each question.

1. Find the perimeter of the shaded polygon.


 18

 22

 16

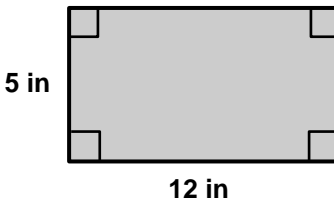
 21

 Units

 Squared Units

 Cubed Units

2. Find the perimeter of the shaded rectangle. (Note: The figure is not drawn to scale.)


 17

 30

 60

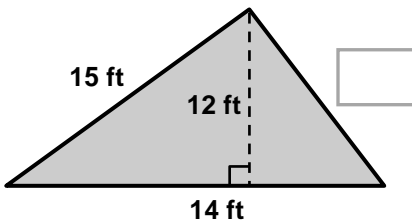
 34

 in

 in²
 in³

3. The perimeter of the shaded triangle is 42 ft. Find the length of the unknown side.

(Note: The figure is not drawn to scale.)


 1

 30

 13

 84

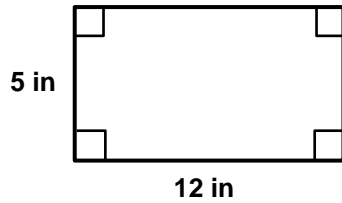
 ft

 ft²
 ft³


Please stop, put your pencil down and wait for the next directions.

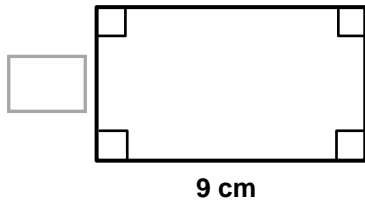
Questions 4-6: Select the correct number and label for each question.

4. Find the area of the rectangle. *(Note: The figure is not drawn to scale.)*



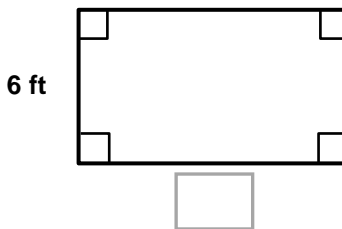
- 17 30 60 44
 in in² in³

5. The perimeter of the rectangle is 26 cm. What is the missing width?
(Note: The figure is not drawn to scale.)



- 4 8 16 3
 cm cm² cm³

6. The area of the rectangle is 72 ft². What is the missing length?
(Note: The figure is not drawn to scale.)



- 66 60 30 12
 ft ft² ft³



Please stop, put your pencil down and wait for the next directions.

Questions 7-9: Select the correct answer for each question.

7. Which figure represents an angle?

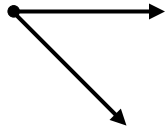


Figure A

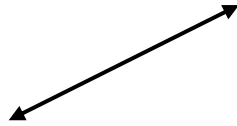


Figure B



Figure C

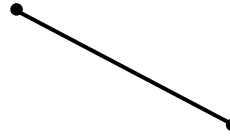


Figure D



Figure E

Figure A

Figure B

Figure C

Figure D

Figure E

8. Which figure represents an obtuse angle?



Figure A

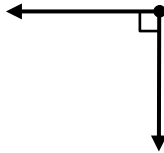


Figure B

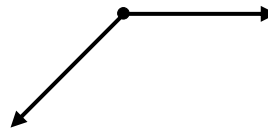


Figure C

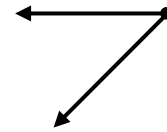


Figure D

Figure A

Figure B

Figure C

Figure D

9. Which figure appears to represent perpendicular lines?

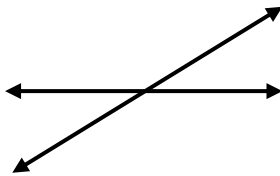


Figure A




Figure B

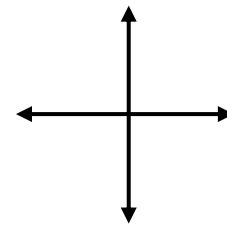


Figure C

Figure A

Figure B

Figure C



Please stop, put your pencil down and wait for the next directions.

Questions 10-12: Select the correct answer for each question.

10. Which figure appears to have two sets of parallel sides?

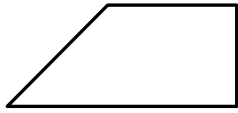


Figure A

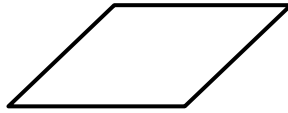


Figure B

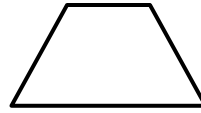


Figure C

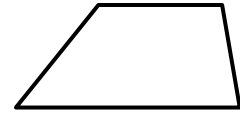
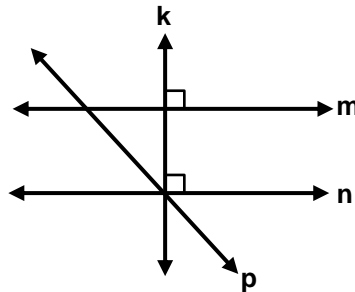


Figure D

- Figure A
 Figure B
 Figure C
 Figure D

11. Which pair of lines are perpendicular to each other?



- k and p
 n and p
 m and n
 k and n

12. Which figure appears to contain an obtuse angle?

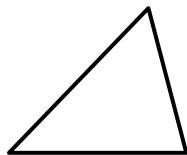


Figure A

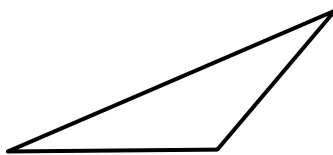


Figure B

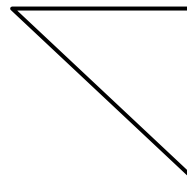


Figure C



Figure D

- Figure A
 Figure B
 Figure C
 Figure D



Please stop, put your pencil down and wait for the next directions.

Questions 13-15: Select the correct answers for each question.

13. Identify all of the shapes that can be drawn with at least 2 obtuse angles?

- Rectangles
- Parallelograms
- Squares
- Acute Triangles
- Obtuse Triangles
- Right Triangles

14. Identify all of the shapes that can be drawn with zero pairs of pair of parallel sides?

- Rectangles
- Parallelograms
- Squares
- Acute Triangles
- Obtuse Triangles
- Right Triangles

15. Identify all of the shapes that can be drawn with zero pairs of perpendicular sides?

- Rectangles
- Parallelograms
- Squares
- Acute Triangles
- Obtuse Triangles
- Right Triangles



Please stop, put your pencil down and wait for the next directions.