

Learning Target: I will compare numbers to 10.

 1st Grade - Readiness Standard 2 - K.CC.7 - Form A

1. We Do Together: Draw, circle, write and compare.

Draw circles to represent each number		
7		9
Less or Greater (Less is circled)		Greater or Less (Greater is circled)
Circle the correct labels	Write the missing number	Compare using > or <
Less or Greater	$9 = 7 + \underline{2}$	$7 < 9$

< or >
 Less Than Greater Than

2. Reflect: What questions do you have about comparing numbers?

3. You Do Together: Draw, circle, write and compare.

Draw circles to represent each number		
6		8
Less or Greater (Greater is circled)		Greater or Less (Greater is circled)
Circle the correct labels	Write the missing number	Compare using > or <
Less or Greater	$8 = 6 + \underline{2}$	$6 < 8$
Draw circles to represent each number		
7		4
Less or Greater (Greater is circled)		Greater or Less (Less is circled)
Circle the correct labels	Write the missing number	Compare using > or <
Less or Greater	$7 = 4 + \underline{3}$	$7 > 4$

Learning Target: I will name numbers 11 to 19.

 1st Grade - Readiness Standard 3 - K.NBT.1 - Form A

1. We Do Together: Draw, label and write.

Draw 17 circles <div style="text-align: center; margin-bottom: 10px;"><u>10</u></div> <div style="display: flex; justify-content: space-around;"> <table border="1" style="border-collapse: collapse; text-align: center;"> <tr><td>○</td><td>○</td><td>○</td><td>○</td><td>○</td></tr> <tr><td>○</td><td>○</td><td>○</td><td>○</td><td>○</td></tr> </table> <table border="1" style="border-collapse: collapse; text-align: center;"> <tr><td>○</td><td>○</td><td>○</td><td>○</td><td>○</td></tr> <tr><td>○</td><td>○</td><td> </td><td> </td><td> </td></tr> </table> </div>		○	○	○	○	○	○	○	○	○	○	○	○	○	○	○	○	○			
○	○	○	○	○																	
○	○	○	○	○																	
○	○	○	○	○																	
○	○																				
Label the group of ten <div style="text-align: center; font-size: 1.2em;">10</div>	Write the missing number <div style="text-align: center; font-size: 1.2em;">$17 = 10 + \underline{7}$</div>																				

2. Reflect: What questions do you have about naming teen numbers?

3. You Do Together: Draw, label and write.

Draw 14 circles <div style="text-align: center; margin-bottom: 10px;"><u>10</u></div> <div style="display: flex; justify-content: space-around;"> <table border="1" style="border-collapse: collapse; text-align: center;"> <tr><td>○</td><td>○</td><td>○</td><td>○</td><td>○</td></tr> <tr><td>○</td><td>○</td><td>○</td><td>○</td><td>○</td></tr> </table> <table border="1" style="border-collapse: collapse; text-align: center;"> <tr><td>○</td><td>○</td><td>○</td><td>○</td><td> </td></tr> <tr><td> </td><td> </td><td> </td><td> </td><td> </td></tr> </table> </div>		○	○	○	○	○	○	○	○	○	○	○	○	○	○						
○	○	○	○	○																	
○	○	○	○	○																	
○	○	○	○																		
Label the group of ten <div style="text-align: center; font-size: 1.2em;">10</div>	Write the missing number <div style="text-align: center; font-size: 1.2em;">$14 = 10 + \underline{4}$</div>																				
Draw 19 circles <div style="text-align: center; margin-bottom: 10px;"><u>10</u></div> <div style="display: flex; justify-content: space-around;"> <table border="1" style="border-collapse: collapse; text-align: center;"> <tr><td>○</td><td>○</td><td>○</td><td>○</td><td>○</td></tr> <tr><td>○</td><td>○</td><td>○</td><td>○</td><td>○</td></tr> </table> <table border="1" style="border-collapse: collapse; text-align: center;"> <tr><td>○</td><td>○</td><td>○</td><td>○</td><td>○</td></tr> <tr><td>○</td><td>○</td><td>○</td><td>○</td><td> </td></tr> </table> </div>		○	○	○	○	○	○	○	○	○	○	○	○	○	○	○	○	○	○	○	
○	○	○	○	○																	
○	○	○	○	○																	
○	○	○	○	○																	
○	○	○	○																		
Label the group of ten <div style="text-align: center; font-size: 1.2em;">10</div>	Write the missing number <div style="text-align: center; font-size: 1.2em;">$19 = 10 + \underline{9}$</div>																				



Name _____

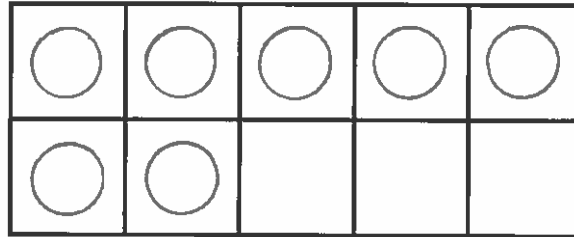
Date _____

Learning Target: I will find numbers that add to make 10.

1st Grade - Readiness Standard 4 - K.OA.4 - Form A

1. We Do Together: Draw, count and write.

Draw 7 circles



How many more make 10?

3 more

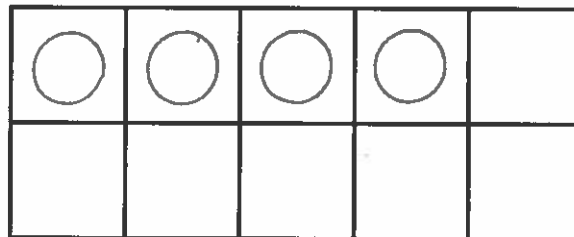
Write the missing number

$10 = 7 + \underline{3}$

2. Reflect: What questions do you have about finding numbers that add to make 10?

3. You Do Together: Draw, count and write.

Draw 4 circles



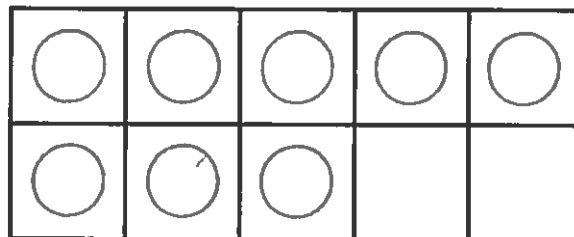
How many more make 10?

6 more

Write the missing number

$10 = 4 + \underline{6}$

Draw 8 circles



How many more make 10?

2 more

Write the missing number

$10 = 8 + \underline{2}$

Learning Target: I will add numbers to 5.

 1st Grade - Readiness Standard 5 - K.OA.5a - Form A

1. We Do Together: Draw and count-on to add.

Draw 1 circle and 3 more shaded circles	
Start with 1 and count on to add	Start with 3 and count on to add
$1 + 3 = \underline{4}$	$3 + 1 = \underline{4}$

2. Reflect: What questions do you have about adding numbers to 5?

3. You Do Together: Draw and count-on to add.

Draw 2 circles and 3 more shaded circles	
Start with 2 and count on to add	Start with 3 and count on to add
$2 + 3 = \underline{5}$	$3 + 2 = \underline{5}$
Draw 1 circle and 4 more shaded circles	
Start with 1 and count on to add	Start with 4 and count on to add
$1 + 4 = \underline{5}$	$4 + 1 = \underline{5}$

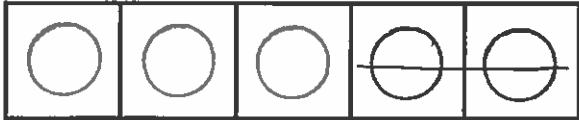


Name _____ Date _____

Learning Target: I will subtract numbers within 5.


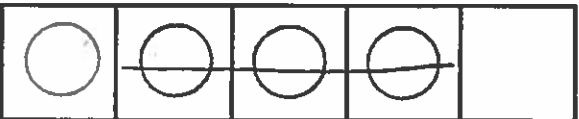
1st Grade - Readiness Standard 6 - K.OA.5b - Form A

1. We Do Together: Draw, subtract and write.

Draw 5 circles and cross out 2	
	
Take away to subtract	Write the missing number
$5 - 2 = \underline{3}$	$2 + \underline{3} = 5$

2. Reflect: What questions do you have about subtracting numbers within 5?

3. You Do Together: Draw, subtract and write.

Draw 3 circles and cross out 1	
	
Take away to subtract	Write the missing number
$3 - 1 = \underline{2}$	$1 + \underline{2} = 3$
Draw 4 circles and cross out 3	
	
Take away to subtract	Write the missing number
$4 - 3 = \underline{1}$	$3 + \underline{1} = 4$