

Sample Reports



Course Overview

Displays all students and their performance for each Readiness Standard.

Math 1	Benchmarked	R1-3.NBT.2a	R2-3.NBT.2b	R3-3.OA.7a	R4-3.OA.7b	R5-3.NF.1	R6-3.NF.2	R7-3.NF.3d
Fall - Grade 4 Readiness								
[Student Name]	3	✓	✓	✓	✗	●	●	●
[Student Name]	4	✓	✓	✓	✗	●	✓	✗
[Student Name]	7	✓	✓	✓	✓	✓	✓	✓
[Student Name]	6	✓	✓	✓	✓	✓	✓	●
[Student Name]	3	✓	✓	✗	✗	●	✓	●
[Student Name]	4	✓	✓	✗	✗	✓	●	✓
[Student Name]	6	✓	●	✓	✓	✓	✓	✓
[Student Name]	7	✓	✓	✓	✓	✓	✓	✓
[Student Name]	7	✓	✓	✓	✓	✓	✓	✓
[Student Name]	7	✓	✓	✓	✓	✓	✓	✓
[Student Name]	2	●	✓	✗	✗	✓	●	●
[Student Name]	7	✓	✓	✓	✓	✓	✓	✓
[Student Name]	6	✓	✓	✓	✓	✓	✓	●
[Student Name]	5	✓	✓	✓	✗	✓	✓	●
[Student Name]	6	✓	✓	✓	✓	✓	✓	●
[Student Name]	7	✓	✓	✓	✓	✓	✓	✓
[Student Name]	6	✓	✓	✓	✗	✓	✓	✓
[Student Name]	7	✓	✓	✓	✓	✓	✓	✓



Standard Summary

Percent of students who performed below benchmark for each readiness standard.

STANDARD	SUMMARY FALL - GRADE 4 READINESS
R1-3.NBT.2a	13% (8 of 62)
R2-3.NBT.2b	31% (19 of 62)
R3-3.OA.7a	35% (22 of 62)
R4-3.OA.7b	66% (41 of 62)
R5-3.NF.1	23% (14 of 62)
R6-3.NF.2	45% (28 of 62)
R7-3.NF.3d	48% (30 of 62)



Standard Summary

Percent of students who performed below benchmark for each readiness standard.

STANDARD	SUMMARY	
	FALL - GRADE 4 READINESS	WINTER - GRADE 4 READINESS
R1-3.NBT.2a	13% (8 of 62)	3% (2 of 62)
R2-3.NBT.2b	31% (19 of 62)	13% (8 of 62)
R3-3.OA.7a	35% (22 of 62)	2% (1 of 62)
R4-3.OA.7b	66% (41 of 62)	27% (17 of 62)
R5-3.NF.1	23% (14 of 62)	5% (3 of 62)
R6-3.NF.2	45% (28 of 62)	37% (23 of 62)
R7-3.NF.3d	48% (30 of 62)	39% (24 of 62)



Standard Summary

Percent of students who performed below benchmark for each readiness standard.

STANDARD	SUMMARY		
	FALL - GRADE 4 READINESS	WINTER - GRADE 4 READINESS	SPRING - GRADE 4 READINESS
R1-3.NBT.2a	13% (8 of 62)	3% (2 of 62)	6% (4 of 62)
R2-3.NBT.2b	31% (19 of 62)	13% (8 of 62)	11% (7 of 62)
R3-3.OA.7a	35% (22 of 62)	2% (1 of 62)	3% (2 of 62)
R4-3.OA.7b	66% (41 of 62)	27% (17 of 62)	15% (9 of 62)
R5-3.NF.1	23% (14 of 62)	5% (3 of 62)	8% (5 of 62)
R6-3.NF.2	45% (28 of 62)	37% (23 of 62)	21% (13 of 62)
R7-3.NF.3d	48% (30 of 62)	39% (24 of 62)	15% (9 of 62)

Students who performed below benchmark for each readiness standard..

Display students below: %

R1-3.NBT.2a Add three-digit numbers.

Math 4			
FALL - GRADE 4 READINESS	SCORE	POSSIBLE	PERCENT
1.NBT.A.1	1	3	33%
1.NBT.A.2	0	3	0%
1.NBT.A.3	1	3	33%
1.NBT.A.4	1	3	33%


Math 2			
FALL - GRADE 4 READINESS	SCORE	POSSIBLE	PERCENT
1.NBT.A.1	1	3	33%
1.NBT.A.2	0	3	0%
1.NBT.A.3	1	3	33%

Math 1			
FALL - GRADE 4 READINESS	SCORE	POSSIBLE	PERCENT
1.NBT.A.1	1	3	33%

Student Performance

Student performance for each readiness standard.

Choose a student report:

 Report for:


R1-3.NBT.2a Add three-digit numbers.

	SCORE	POSSIBLE	PERCENT
Fall - Grade 4 Readiness	3	3	 100%


R2-3.NBT.2b Subtract three-digit numbers.

	SCORE	POSSIBLE	PERCENT
Fall - Grade 4 Readiness	1	3	 33%


R3-3.OA.7a Multiply numbers from 0 to 10.

	SCORE	POSSIBLE	PERCENT
Fall - Grade 4 Readiness	0	1	 0%


R4-3.OA.7b Divide numbers by 1 to 10.

	SCORE	POSSIBLE	PERCENT
Fall - Grade 4 Readiness	0	1	 0%


R5-3.NF.1 Identify fractions and their parts.

	SCORE	POSSIBLE	PERCENT
Fall - Grade 4 Readiness	2	3	 67%

R6-3.NF.2 Name fractions on a number line.

	SCORE	POSSIBLE	PERCENT
Fall - Grade 4 Readiness	2	3	 67%

R7-3.NF.3d Compare fractions with the same numerator or same denominator.

	SCORE	POSSIBLE	PERCENT
Fall - Grade 4 Readiness	3	3	 100%



Student Performance

Student performance for each readiness standard.

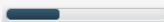

Choose a student report:

 Report for:


R1-3.NBT.2a Add three-digit numbers.

	SCORE	POSSIBLE	PERCENT
Fall - Grade 4 Readiness	3	3	 100%
Winter - Grade 4 Readiness	3	3	 100%



R2-3.NBT.2b Subtract three-digit numbers.

	SCORE	POSSIBLE	PERCENT
Fall - Grade 4 Readiness	1	3	 33%
Winter - Grade 4 Readiness	3	3	 100%



R3-3.OA.7a Multiply numbers from 0 to 10.

	SCORE	POSSIBLE	PERCENT
Fall - Grade 4 Readiness	0	1	 0%
Winter - Grade 4 Readiness	1	1	 100%



R4-3.OA.7b Divide numbers by 1 to 10.

	SCORE	POSSIBLE	PERCENT
Fall - Grade 4 Readiness	0	1	 0%
Winter - Grade 4 Readiness	1	1	 100%



R5-3.NF.1 Identify fractions and their parts.

	SCORE	POSSIBLE	PERCENT
Fall - Grade 4 Readiness	2	3	 67%
Winter - Grade 4 Readiness	3	3	 100%

R6-3.NF.2 Name fractions on a number line.

	SCORE	POSSIBLE	PERCENT
Fall - Grade 4 Readiness	2	3	 67%
Winter - Grade 4 Readiness	3	3	 100%

R7-3.NF.3d Compare fractions with the same numerator or same denominator.

	SCORE	POSSIBLE	PERCENT
Fall - Grade 4 Readiness	3	3	 100%
Winter - Grade 4 Readiness	3	3	 100%

Student Performance

Student performance for each readiness standard.

Choose a student report:

Report for:




R1-3.NBT.2a Add three-digit numbers.

	SCORE	POSSIBLE	PERCENT
Fall - Grade 4 Readiness	3	3	 100%
Winter - Grade 4 Readiness	3	3	 100%
Spring - Grade 4 Readiness	3	3	 100%




R2-3.NBT.2b Subtract three-digit numbers.

	SCORE	POSSIBLE	PERCENT
Fall - Grade 4 Readiness	1	3	 33%
Winter - Grade 4 Readiness	3	3	 100%
Spring - Grade 4 Readiness	3	3	 100%

R3-3.OA.7a Multiply numbers from 0 to 10.

	SCORE	POSSIBLE	PERCENT
Fall - Grade 4 Readiness	0	1	 0%
Winter - Grade 4 Readiness	1	1	 100%
Spring - Grade 4 Readiness	1	1	 100%

R4-3.OA.7b Divide numbers by 1 to 10.

	SCORE	POSSIBLE	PERCENT
Fall - Grade 4 Readiness	0	1	 0%
Winter - Grade 4 Readiness	1	1	 100%
Spring - Grade 4 Readiness	1	1	 100%

R5-3.NF.1 Identify fractions and their parts.

	SCORE	POSSIBLE	PERCENT
Fall - Grade 4 Readiness	2	3	 67%
Winter - Grade 4 Readiness	3	3	 100%
Spring - Grade 4 Readiness	3	3	 100%

R6-3.NF.2 Name fractions on a number line.

	SCORE	POSSIBLE	PERCENT
Fall - Grade 4 Readiness	2	3	 67%
Winter - Grade 4 Readiness	3	3	 100%
Spring - Grade 4 Readiness	2	3	 67%

R7-3.NF.3d Compare fractions with the same numerator or same denominator.

	SCORE	POSSIBLE	PERCENT
Fall - Grade 4 Readiness	3	3	 100%
Winter - Grade 4 Readiness	3	3	 100%
Spring - Grade 4 Readiness	3	3	 100%